

This document file contains 2 pages and create with manual page break then save as .doc file.

TESTING TITLE

Use the Styles and Format to create, edit, add, and remove styles. Double-click an entry to apply the style.

Convert  
Default  
Endnote  
Envelope  
First Page  
All

Headings  
1 Introduction  
1.1 Purpose  
1.2 System Overview  
1.2.1 System Description  
Tables  
Text frames  
Graphics  
OLE objects  
Bookmarks  
Sections  
Hyperlinks  
References  
Indexes  
Notes  
Draw objects

Testing Title	Page 1
Testing Subject	
Revision 0.1	
Confidential	

But after several modification, the page style becomes mess in header and it supposed to be same as the Default page style

# 1 Introduction

## 1.1 Purpose

Convert 1  
 Default  
 Endnote  
 Envelope  
 First Page


All

1

Headings

- 1 Introduction
  - 1.1 Purpose
  - 1.2 System Overview
    - 1.2.1 System Description
- Tables
- Text frames
- Graphics
- OLE objects
- Bookmarks
- Sections
- Hyperlinks
- References
- Indexes
- Notes
- Draw objects

testing (active)



Testing Subject
Revision 0.1
Confidential



# 1 Introduction

## 1.1 Purpose

## 1.2 System Overview

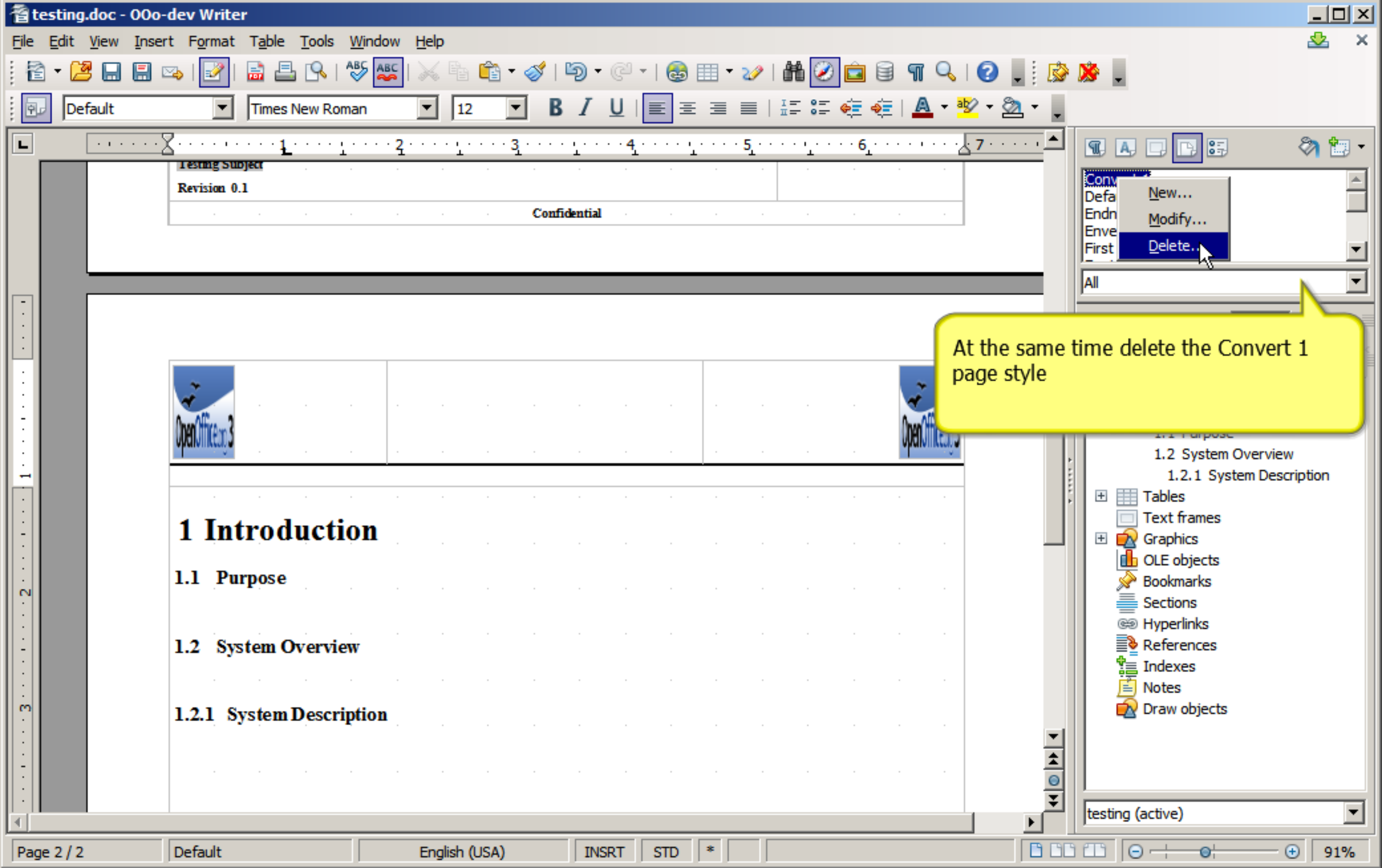
### 1.2.1 System Description

Fix it again the the Ooo310m7 and set the page style to Defaut (from Convert 1)

The sidebar contains a 'Convert' list with 'Default' selected. Below it is a 'Headings' tree view showing the document structure:

- 1 Introduction
  - 1.1 Purpose
  - 1.2 System Overview
    - 1.2.1 System Description
- Tables
- Text frames
- Graphics
- OLE objects
- Bookmarks
- Sections
- Hyperlinks
- References
- Indexes
- Notes
- Draw objects

At the bottom, it shows 'testing (active)'.



At the same time delete the Convert 1 page style

Testing Subject	
Revision 0.1	
Confidential	

OOo-dev 3.1

Do you really want to delete Style Convert 1?

Yes No

**1 Introduction**

**1.1 Purpose**

**1.2 System Overview**

**1.2.1 System Description**

Convert 1  
 Default  
 Endnote  
 Envelope  
 First Page

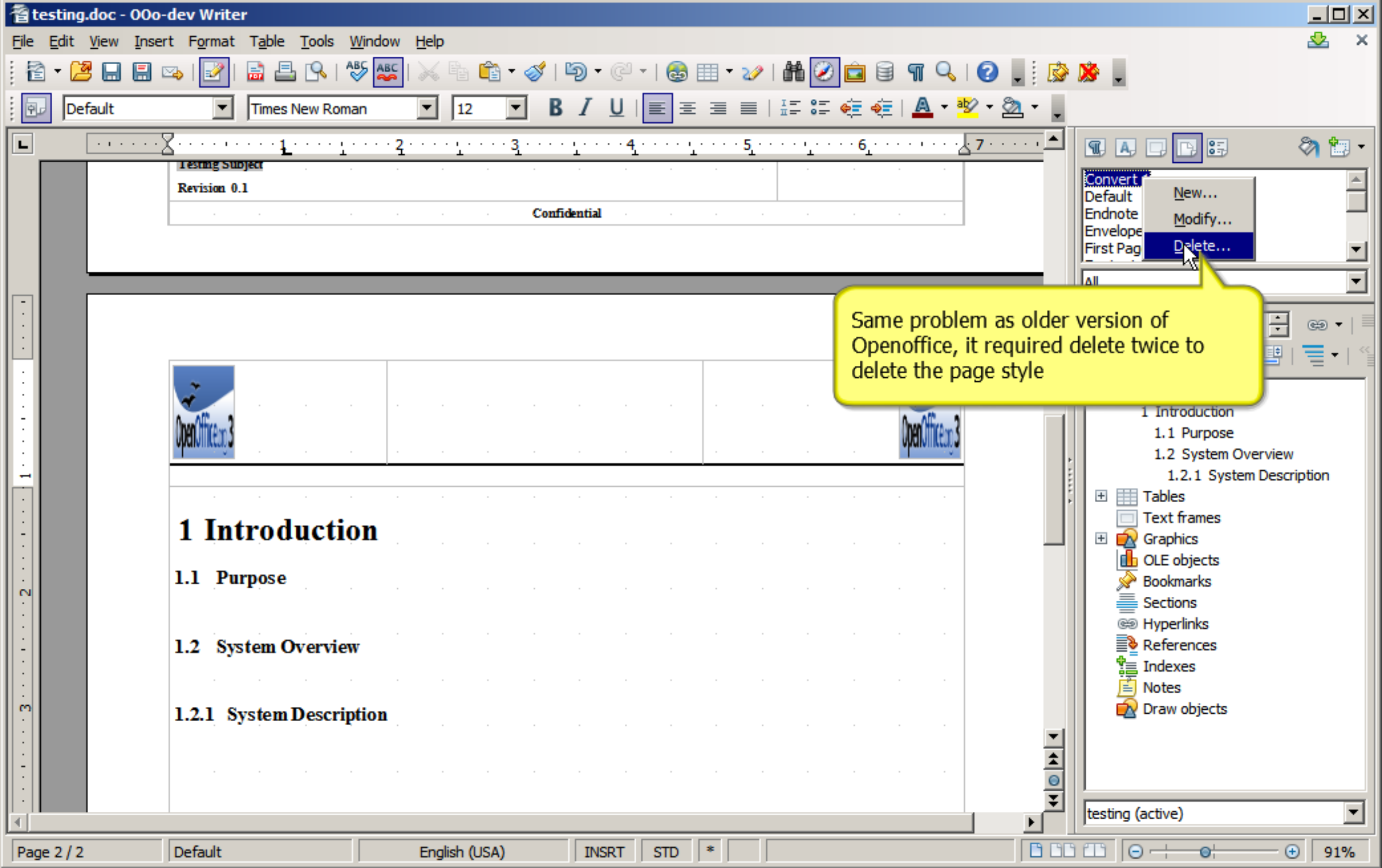
All

1

Headings

- 1 Introduction
  - 1.1 Purpose
  - 1.2 System Overview
    - 1.2.1 System Description
- Tables
- Text frames
- Graphics
- OLE objects
- Bookmarks
- Sections
- Hyperlinks
- References
- Indexes
- Notes
- Draw objects

testing (active)



Testing Subject		
Revision 0.1		
		Confidential

		
---	--	---

- 1 Introduction**
- 1.1 Purpose**
- 1.2 System Overview**
- 1.2.1 System Description**

Convert  
Default  
Endnote  
Envelope  
First Page  
All

New...  
Modify...  
Delete...

- 1 Introduction
  - 1.1 Purpose
  - 1.2 System Overview
    - 1.2.1 System Description
- Tables
- Text frames
- Graphics
- OLE objects
- Bookmarks
- Sections
- Hyperlinks
- References
- Indexes
- Notes
- Draw objects

testing (active)

Same problem as older version of Openoffice, it required delete twice to delete the page style



Default Times New Roman 12 B I U

Testing Subject	
Revision 0.1	
Confidential	

Convert 1  
 Default  
 Endnote  
 Envelope  
 First Page

All

1

Headings

- 1 Introduction
  - 1.1 Purpose
  - 1.2 System Overview
    - 1.2.1 System Description
- Tables
- Text frames
- Graphics
- OLE objects
- Bookmarks
- Sections
- Hyperlinks
- References
- Indexes
- Notes
- Draw objects

testing (active)

OOo-dev 3.1

Do you really want to delete Style Convert 1?

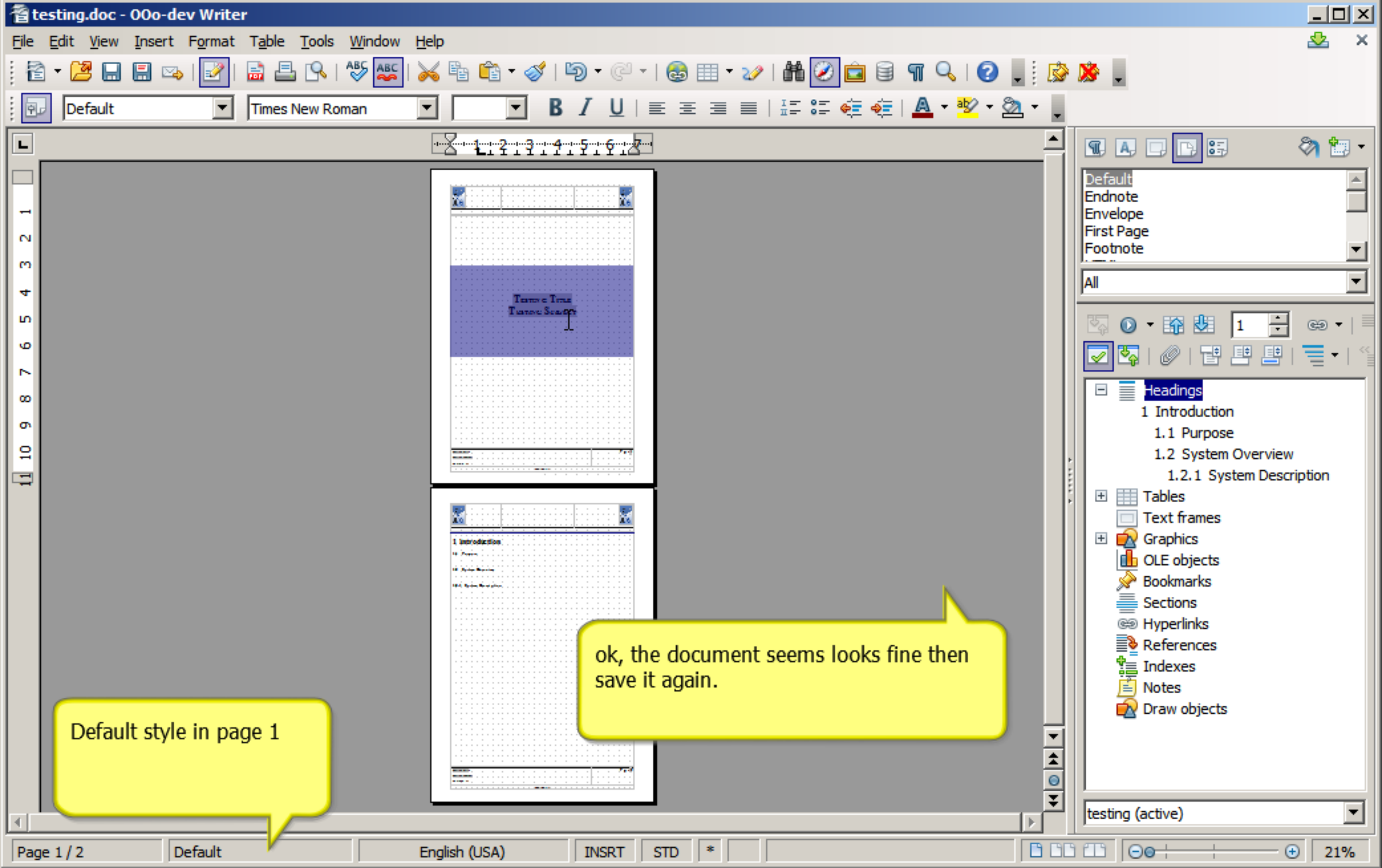
Yes No

# 1 Introduction

## 1.1 Purpose

## 1.2 System Overview

### 1.2.1 System Description



Default style in page 1

ok, the document seems looks fine then save it again.

- Default
- Endnote
- Envelope
- First Page
- Footnote

All

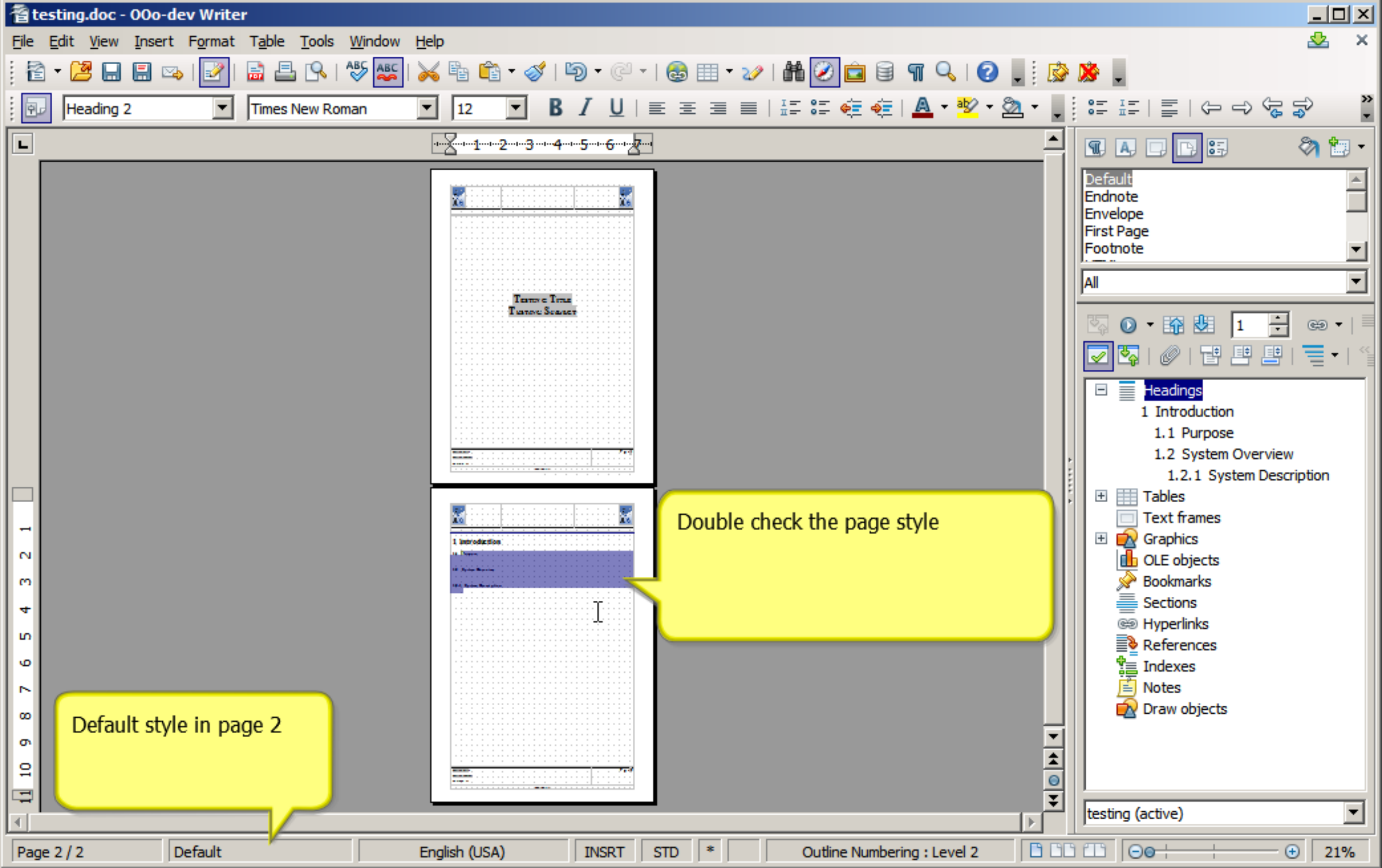
1

Navigation icons: Home, Back, Forward, Search, etc.

- Headings
  - 1 Introduction
    - 1.1 Purpose
    - 1.2 System Overview
      - 1.2.1 System Description
- Tables
- Text frames
- Graphics
- OLE objects
- Bookmarks
- Sections
- Hyperlinks
- References
- Indexes
- Notes
- Draw objects

testing (active)





Double check the page style

Default style in page 2

- Default
- Endnote
- Envelope
- First Page
- Footnote

All

1

Checkmark, Home, Back, Forward, Refresh, Print, Copy, Paste, Undo, Redo, Find, Replace, Insert, Delete, Bold, Italic, Underline, Paragraph, Bulleted List, Numbered List, Indent, Outdent, Decrease Indent, Increase Indent, Text Color, Background Color, Font Color, Font Size, Font Style, Font Weight, Font Color, Font Size, Font Style, Font Weight, Font Color, Font Size, Font Style, Font Weight

- Headings
  - 1 Introduction
    - 1.1 Purpose
    - 1.2 System Overview
      - 1.2.1 System Description
- Tables
- Text frames
- Graphics
- OLE objects
- Bookmarks
- Sections
- Hyperlinks
- References
- Indexes
- Notes
- Draw objects

testing (active)



# Welcome to OOo-dev

Create a new document



Text Document




Spreadsheet



Presentation



Drawing



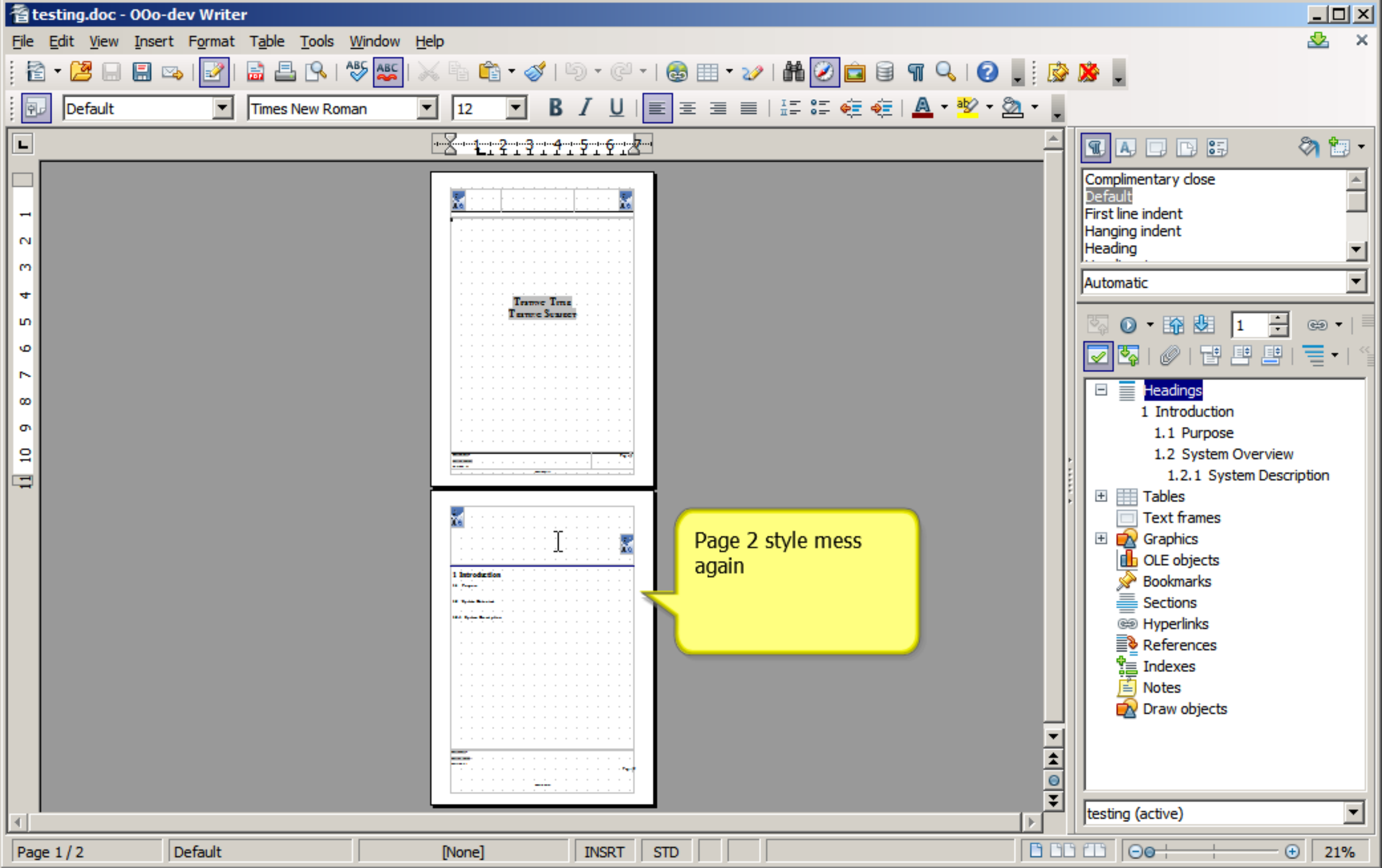
Formula

Close the file and  
re-open it



Open a document...

Click an icon to  
open a file dialog  
featured web p



Page 2 style mess again

Complimentary close  
Default  
First line indent  
Hanging indent  
Heading

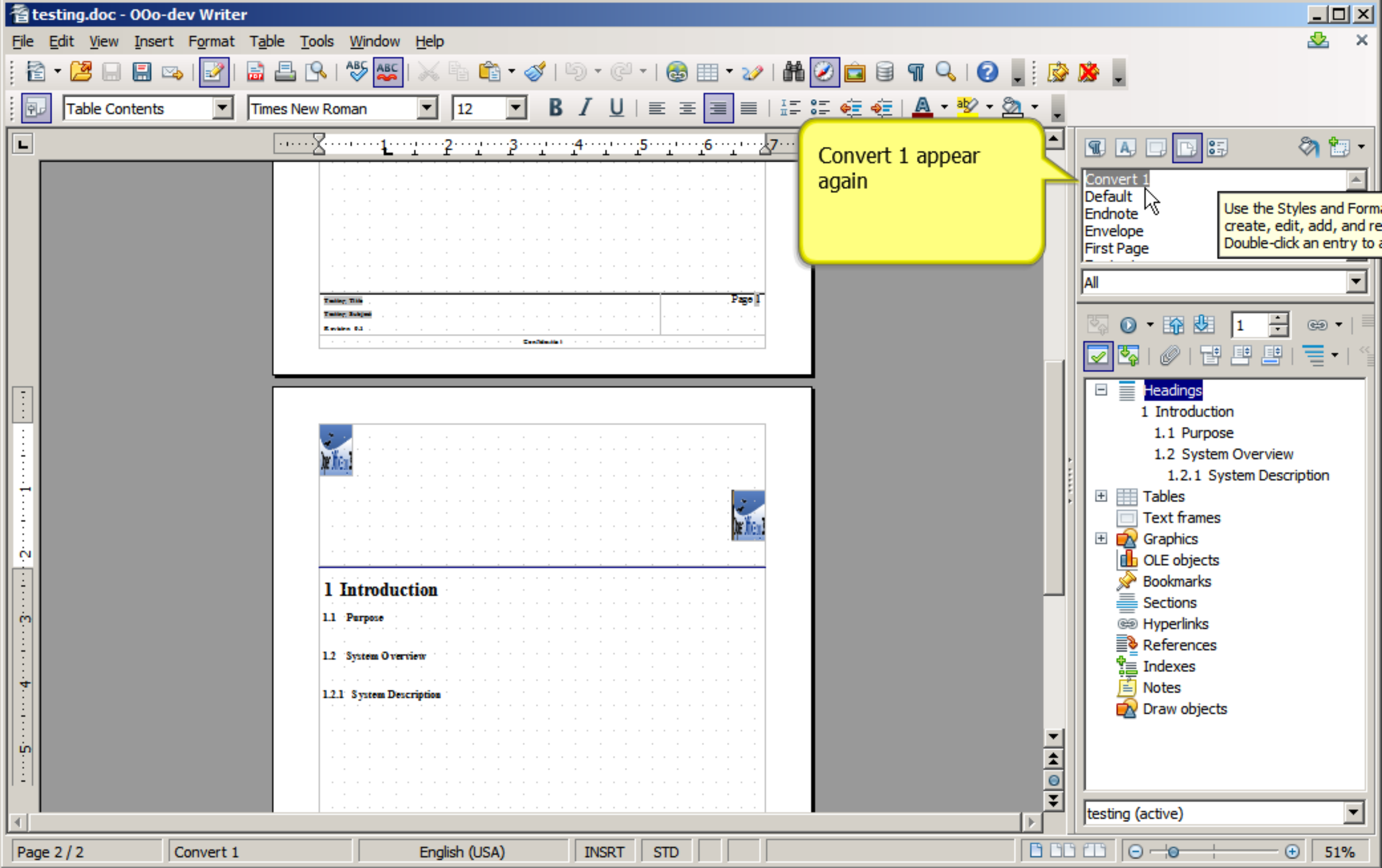
Automatic

1

**Headings**  
1 Introduction  
1.1 Purpose  
1.2 System Overview  
1.2.1 System Description

**Tables**  
**Text frames**  
**Graphics**  
**OLE objects**  
**Bookmarks**  
**Sections**  
**Hyperlinks**  
**References**  
**Indexes**  
**Notes**  
**Draw objects**

testing (active)

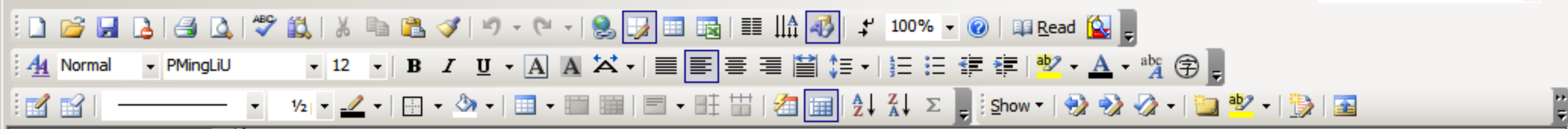


Convert 1 appear again

Convert 1  
Default  
Endnote  
Envelope  
First Page

Use the Styles and Formats  
create, edit, add, and re  
Double-click an entry to a

**1 Introduction**  
1.1 Purpose  
1.2 System Overview  
1.2.1 System Description



Now open the doc in WinWord8

Revision 0.1  
Confidential

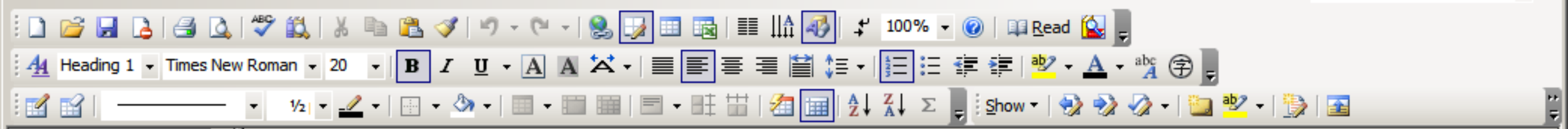


# 1 Introduction

## 1.1 Purpose

## 1.2 System Overview





Second page flashing header

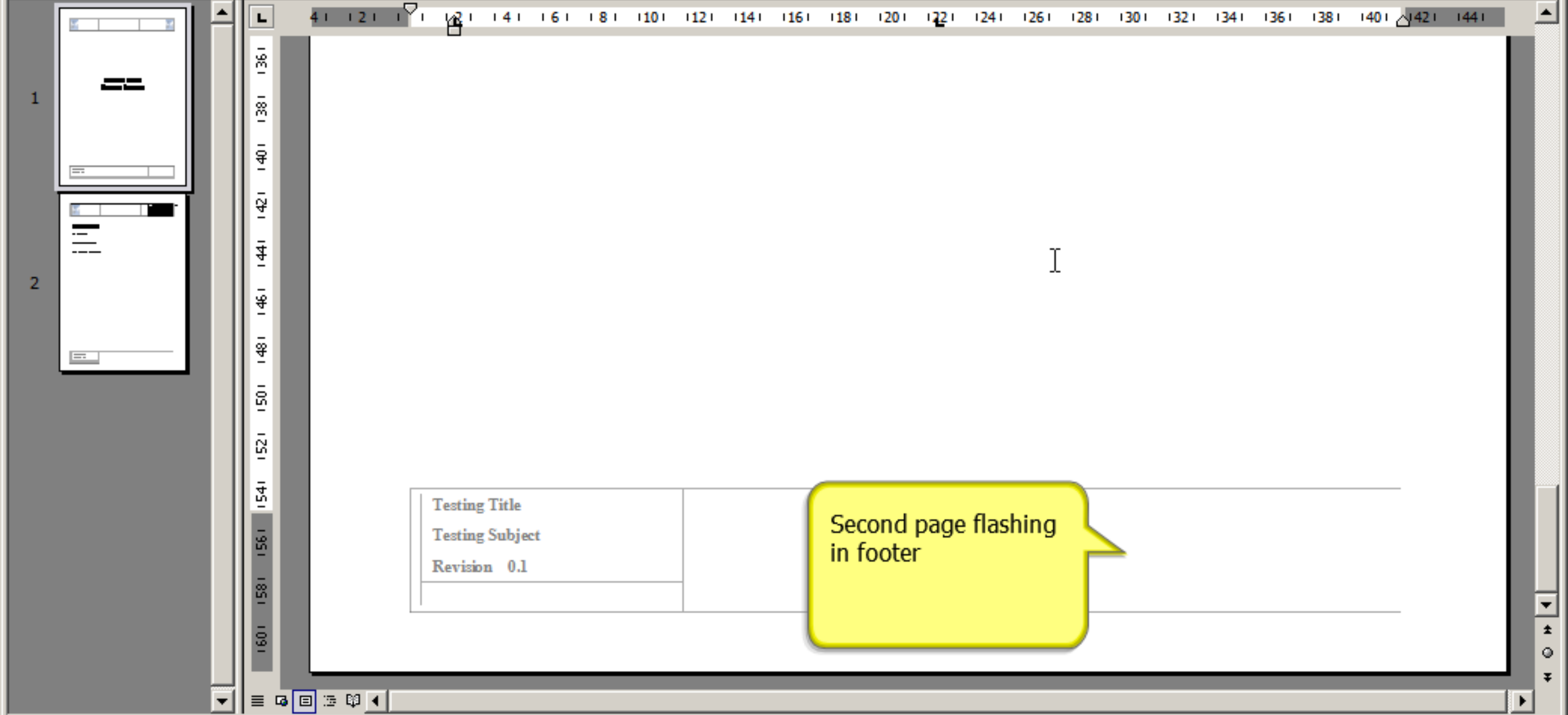
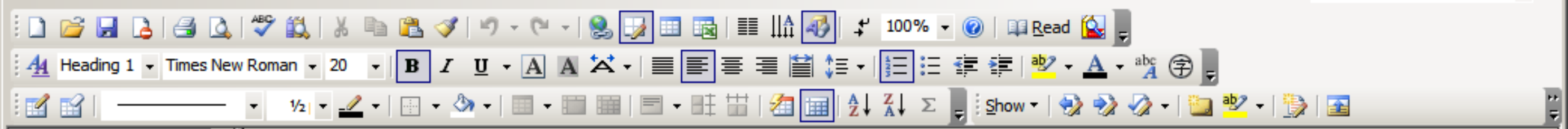
# 1 Introduction

## 1.1 Purpose

## 1.2 System Overview

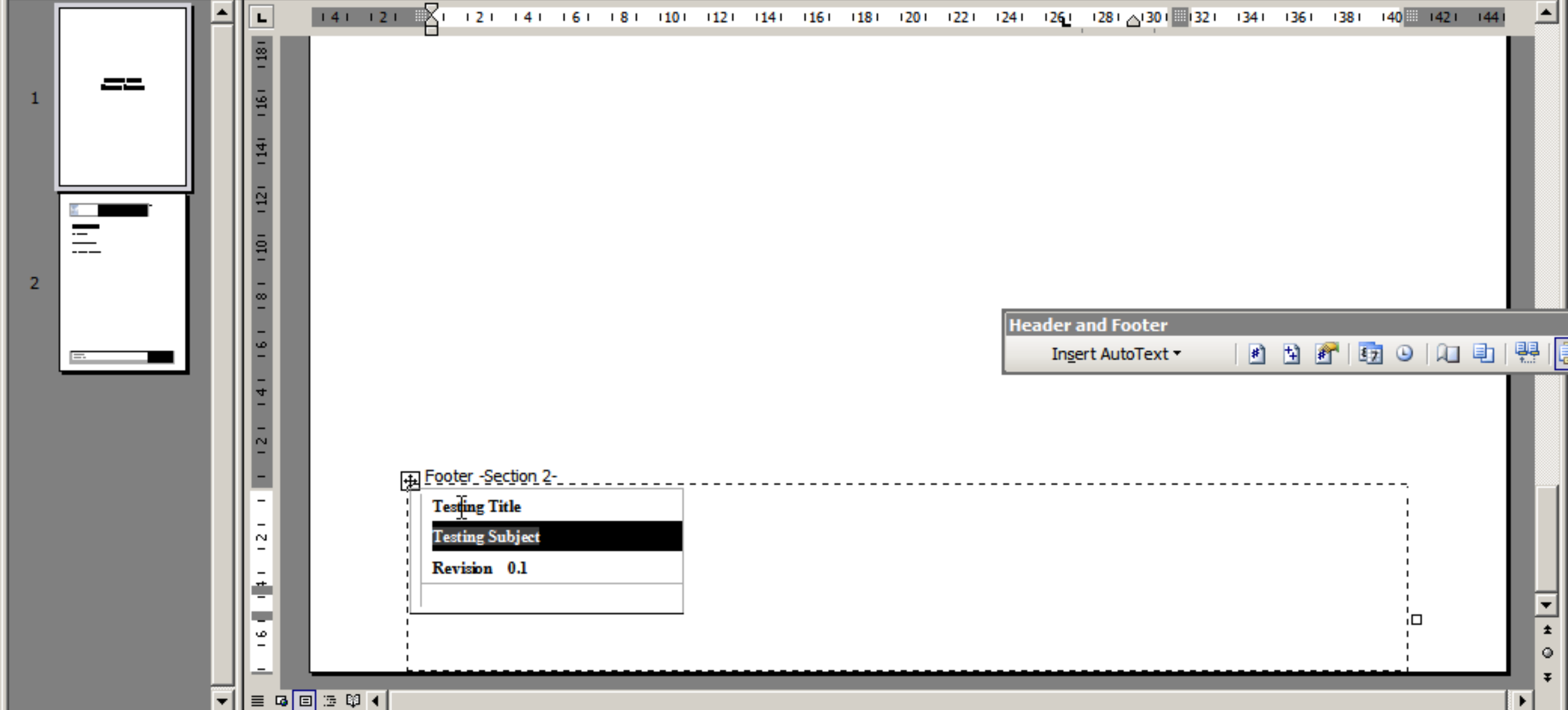
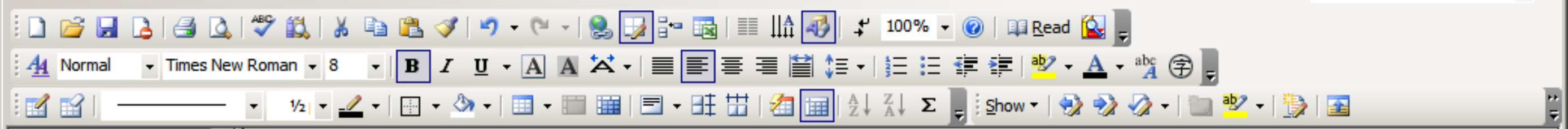
### 1.2.1 System Description

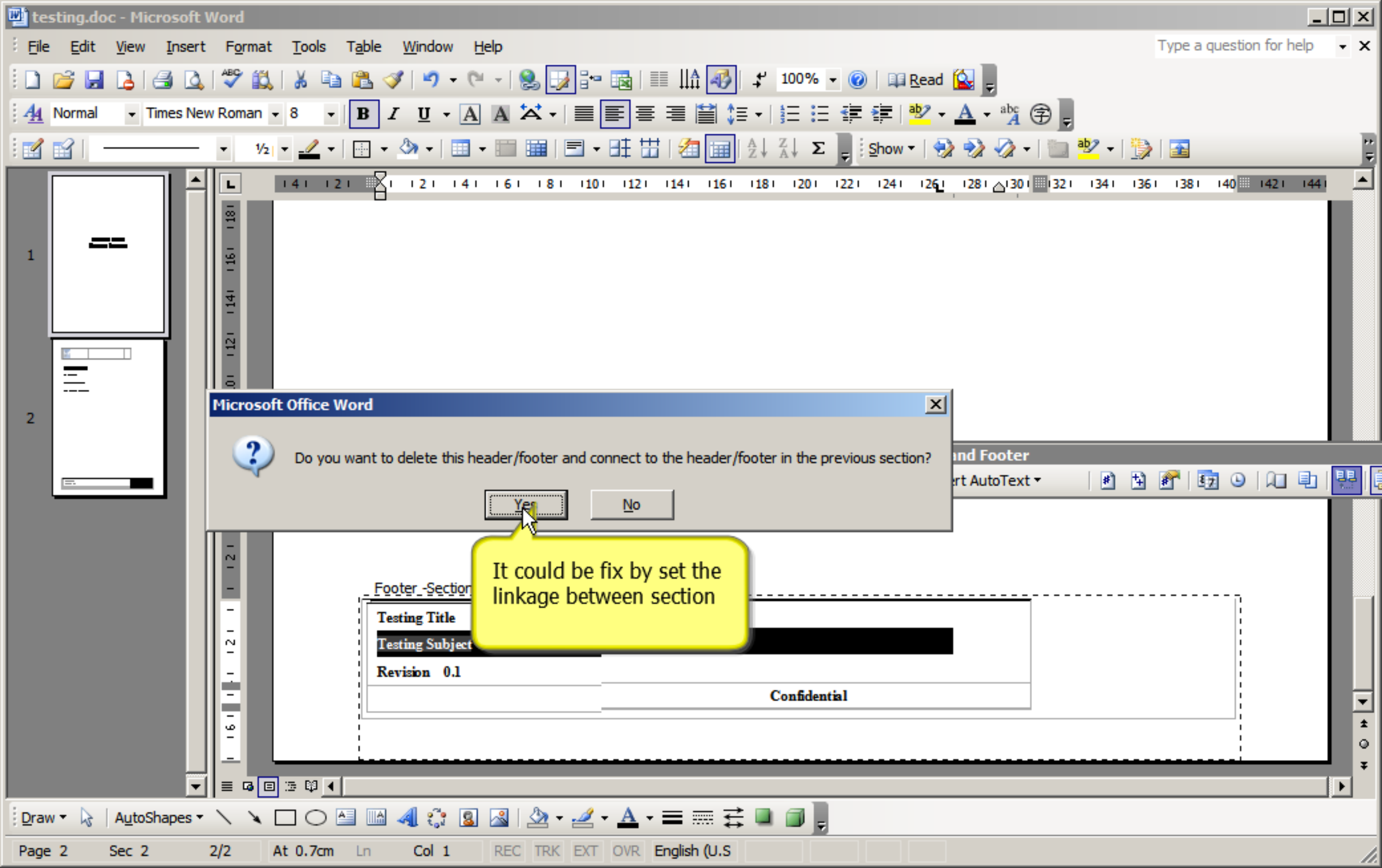




Testing Title
Testing Subject
Revision 0.1

Second page flashing in footer





Microsoft Office Word

Do you want to delete this header/footer and connect to the header/footer in the previous section?

Yes No

It could be fix by set the linkage between section

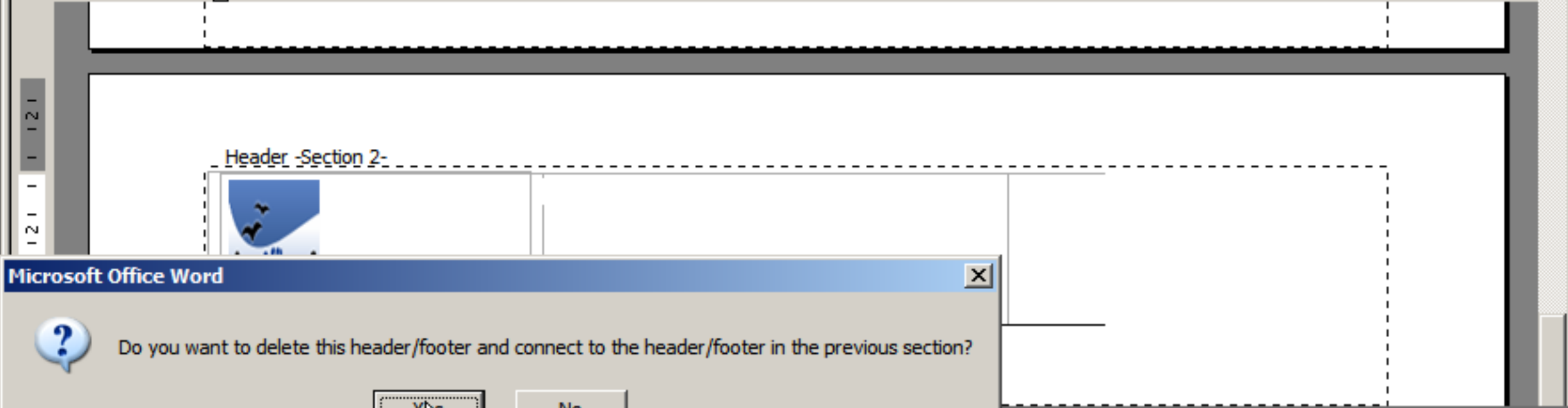
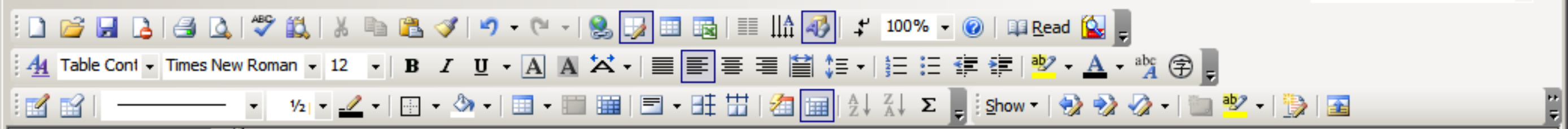
Footer\_Section

Testing Title

Testing Subject

Revision 0.1

Confidential



**Microsoft Office Word**

Do you want to delete this header/footer and connect to the header/footer in the previous section?

**1 Introduction**

1.1 Purpose

1.2 System Overview

1.2.1 System Description





1 2 3 4 5 6 7

Page 1

Testing Title  
Testing Subject  
Revision 0.1

Confidential

1 2 3 4 5

1 Introduction  
1.1 Purpose  
1.2 System Overview  
1.2.1 System Description

Tables  
Text frames  
Graphics  
OLE objects  
Bookmarks  
Sections  
Hyperlinks  
References  
Indexes  
Notes  
Draw objects

testing (active)

Then it will be correct in Ooo.  
Ooo seems unable to fix this  
type of document