

Current UI

Closed State



No Translation Available

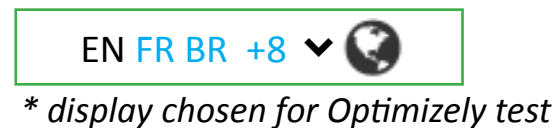


Translation Available



New UI to test in Optimizely

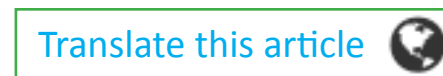
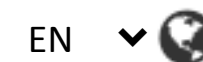
Closed State, Translation Available



Open State, Translation Avail

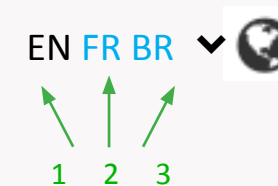


Closed State, Translation Not Available



* display chosen for Optimizely test

Logic For Populating Language List



1. Language that article is in.
2. Profile Lang
3. Accept Header

This is the primary logic. 1, 2, and 3 could all be the same language. In that case we will only display 1 language.

Additional Notes

Instead of PT-BR we just show PT EN PT

How to display Taiwan is TBD

Add ability to make Profile set language your default docs language

Make "Add Translation" more prominent in the menu