







Event Creation


Air Mozilla


   


 air mozilla

New Video

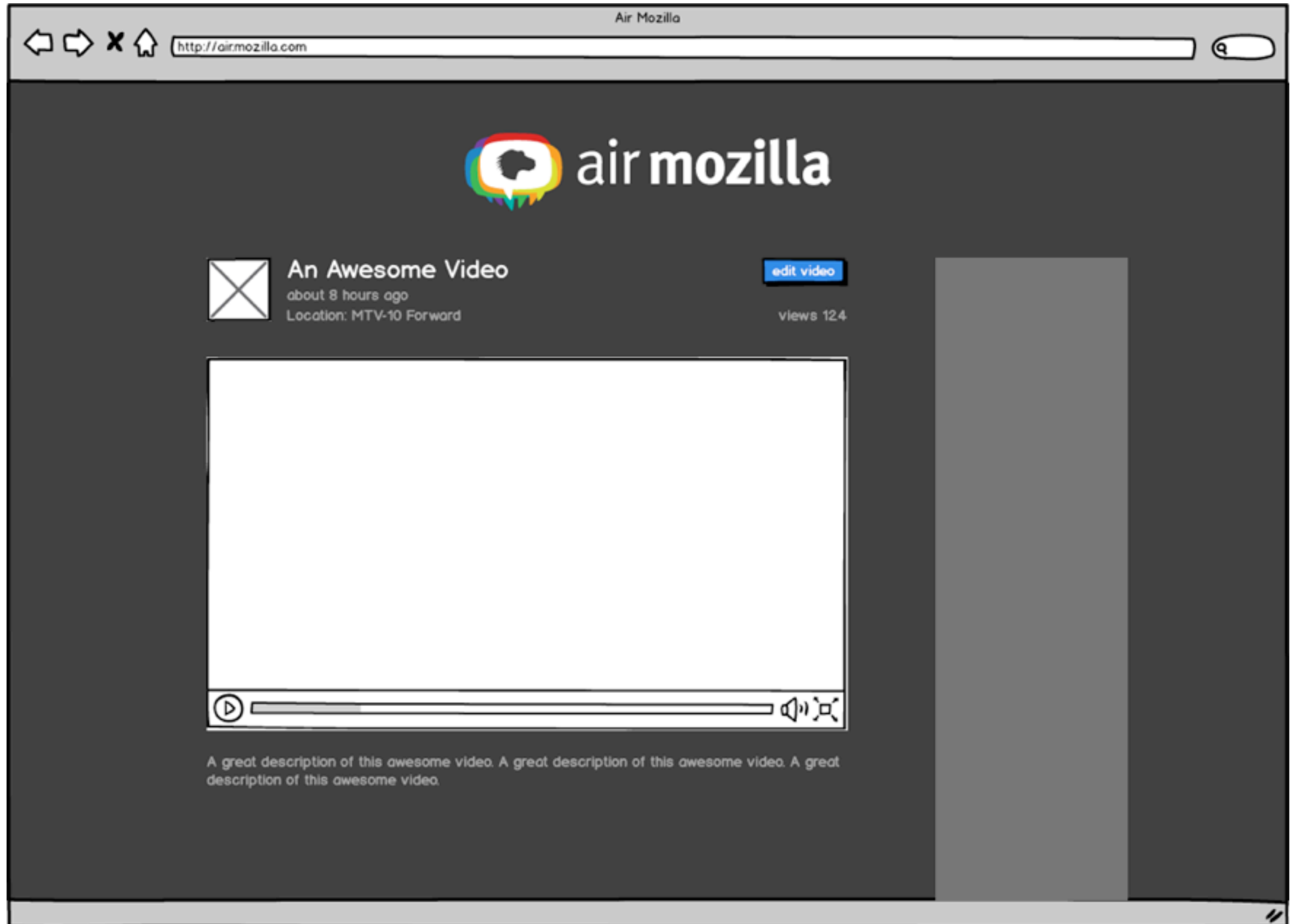






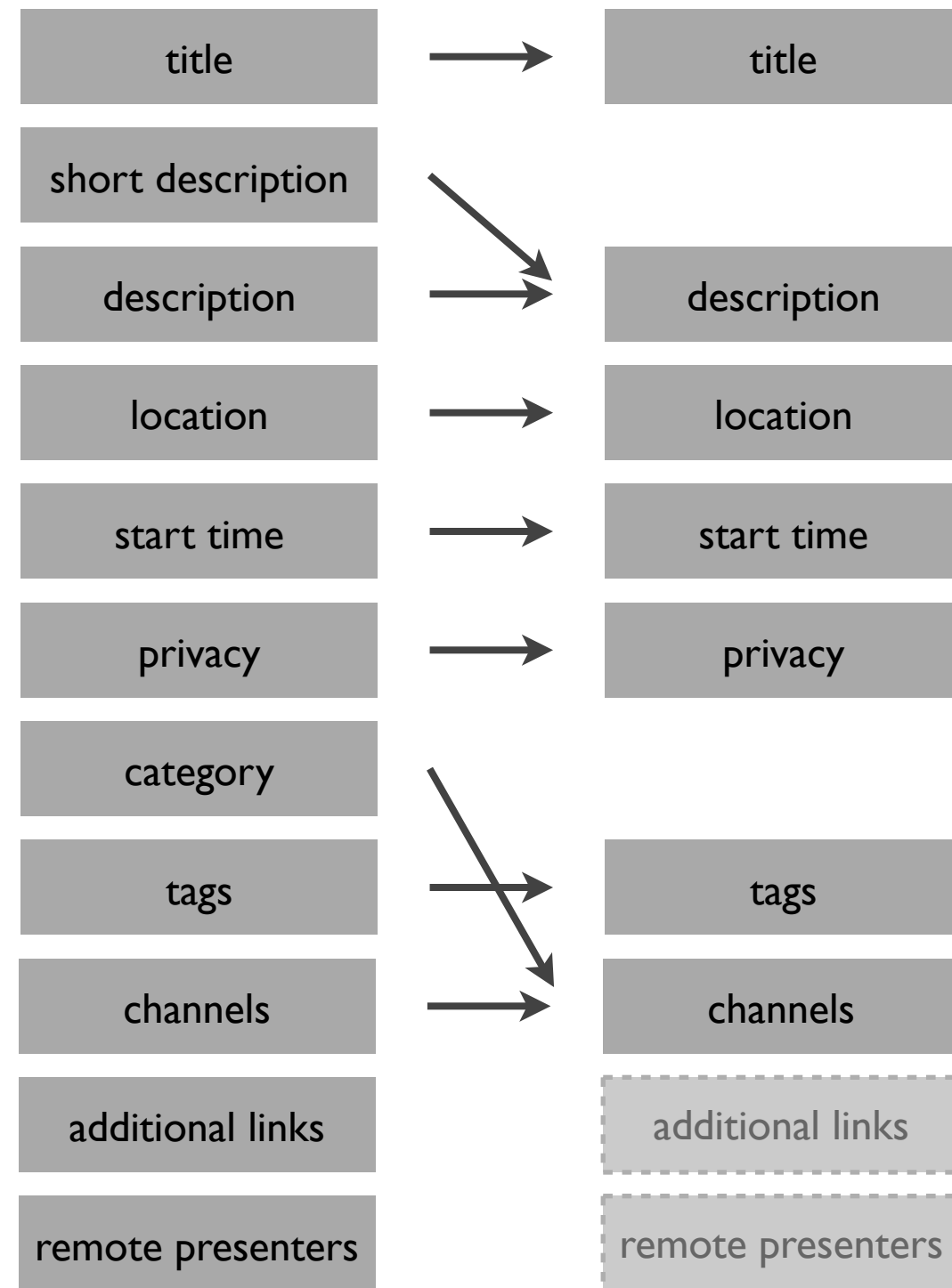


Video Page



Remove input field redundancies.

If perceivably redundant or not necessary, remove.
Go from 11 to 7 input fields.



Single page creation.

Change to single page for putting content on Air Mozilla.



A screenshot of a web browser window showing the 'New Video' form on the Air Mozilla website. The form is titled 'New Video' and includes fields for 'Title', 'Description', 'Location', 'URL', 'Select file', 'OR', 'URL', 'Channel', 'Tags', 'Privacy', and a 'Create' button. The 'Title' field is highlighted with a red border.

Adjust prompts.

Change user interaction with prompts: less text, visual differentiation and in line with input.



A screenshot of the same 'New Video' form, but with a yellow prompt text added next to the 'Title' field: 'Titles are public. They should not contain confidential information.' The prompt is positioned to the right of the 'Title' input field.

Eliminate summary page.

End on event page where user can edit if needed.



Set defaults.

Don't require a photo for events. Make option later.



Smart
form
future
events.

If event is in the future, remove file upload in form.



Video
upload
feedback.

Separate page for video upload progress.



#1 (Screen): New Video

Enter video information.



The screenshot shows a web browser window with the 'air mozilla' logo at the top. Below the logo is a form titled 'New Video'. The form contains several input fields: a 'Title' field, a 'Description' field, a 'Category' dropdown menu, a 'Privacy' dropdown menu, a 'Thumbnail' field, and a 'Tags' field. There are also buttons for 'Cancel' and 'Save'.

Completion

Skip summary pages and show video page.



STATS

1 screen

eliminate major prompts

7 input fields

0 summary pages