



EXPERIENCE GOAL

EASY

- Sit back and relax
- Simple tasks. No extra learning needed.

FAST

- Stay updated with ongoing progress
- Don't feel interrupted by downloads

RELIABLE

- Confidently know where the files are saved
- Restore after crashes

V1

- One-click to save/run
- Get notified when it's ready
- Progress updates via download app bar icon, info bar
- Show in Files
- Resume downloads


1 *Download info bar behaviors*

Download event is always triggered on a full-screen webpage.

The download of a file is always triggered by clicking or opening a link with a file type that is downloadable.

There are 2 interactions to initiate a download request:

- Open a downloadable link in current tab
- Open a downloadable link in a background tab



1 *Download info bar behaviors*

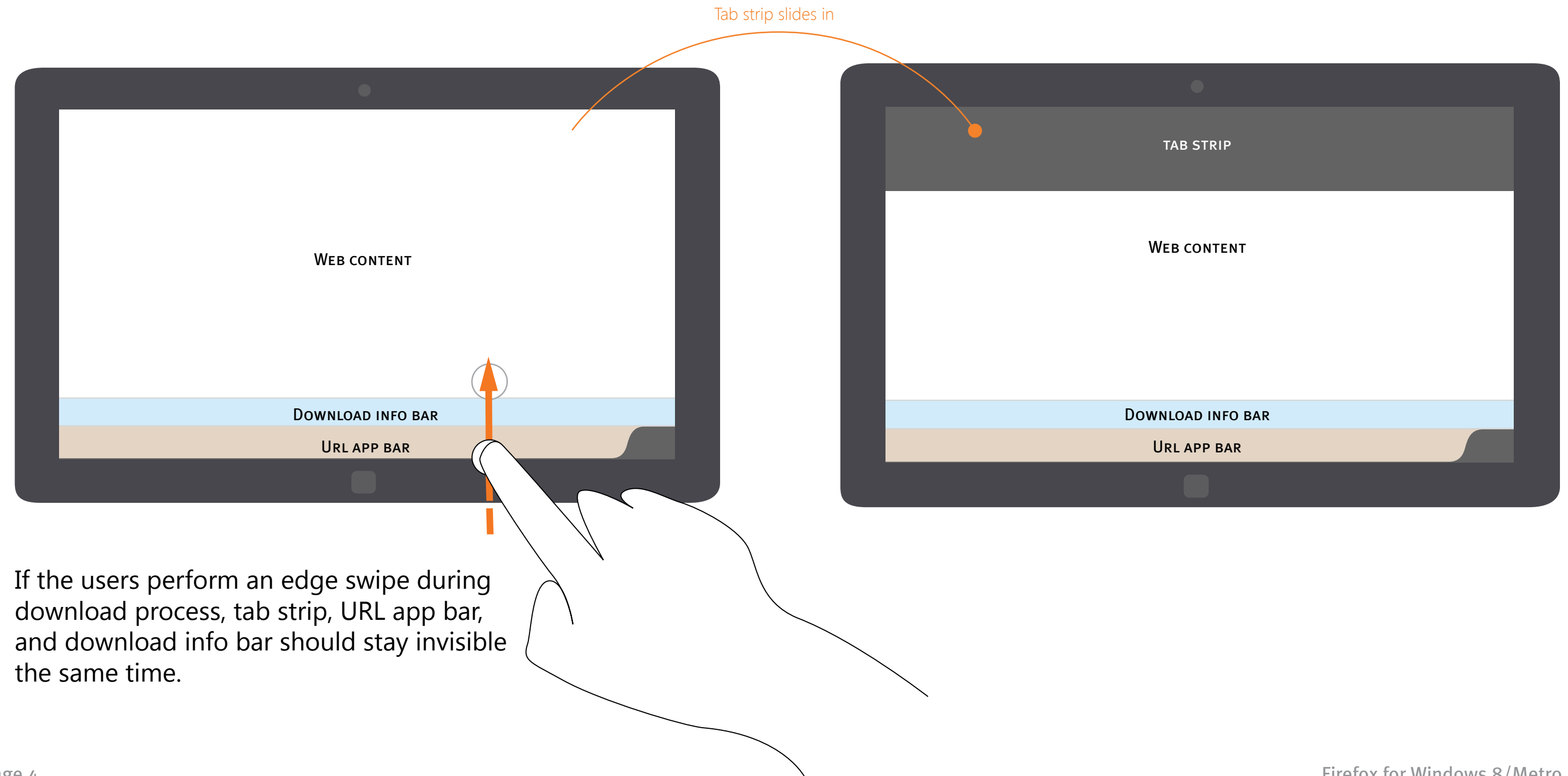
An info bar is used to display download progress and commands.

Once a download request is triggered, the info app bar slides in from the bottom of the screen. After about 1000(ms), the URL app bar slides in from the bottom and push the info bar up.

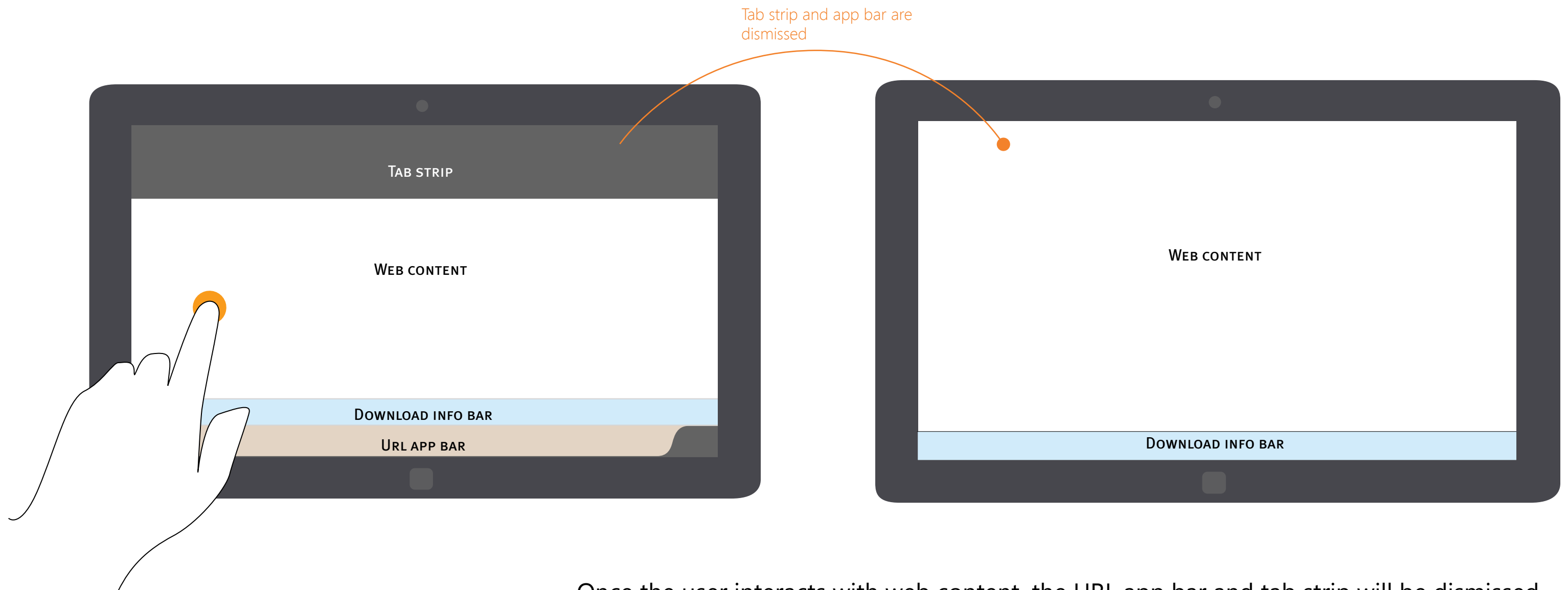


1 *Download info bar behaviors*

Download info bar should always be visible till the users choose to dismiss it.



1 *Download info bar behaviors*

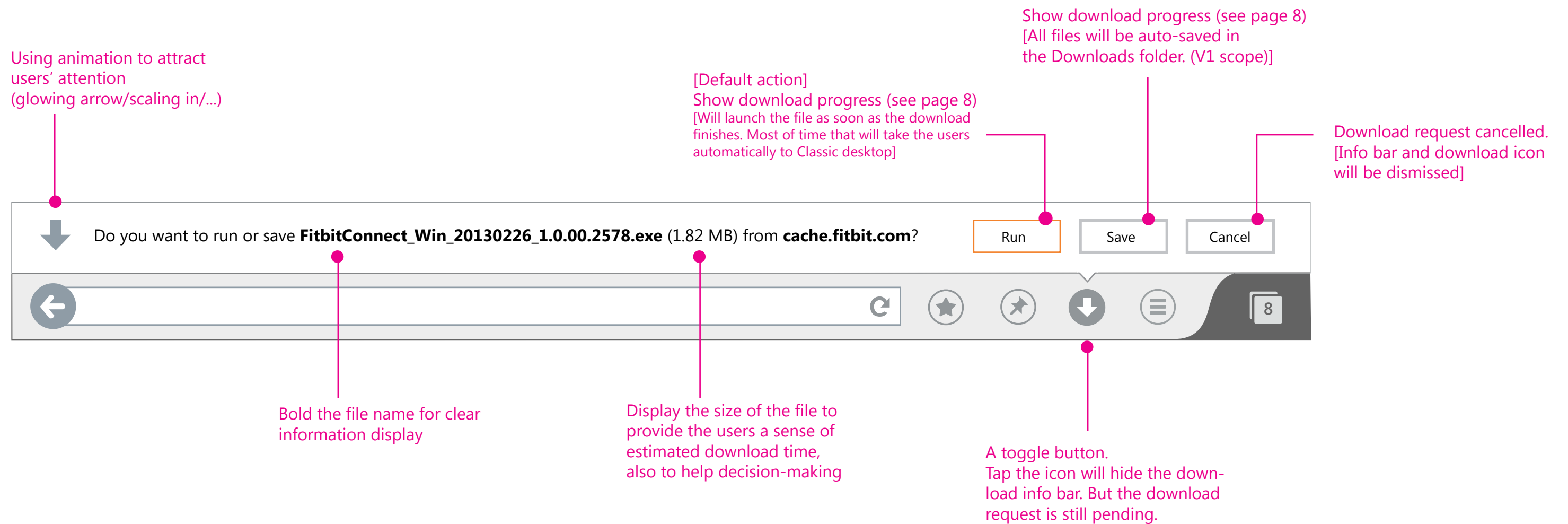


Once the user interacts with web content, the URL app bar and tab strip will be dismissed. The download info bar will move down, and stay invisible on the bottom of the screen.

2 *Initiate a download request*

Navigation app bar and download information appears at the bottom of the screen.

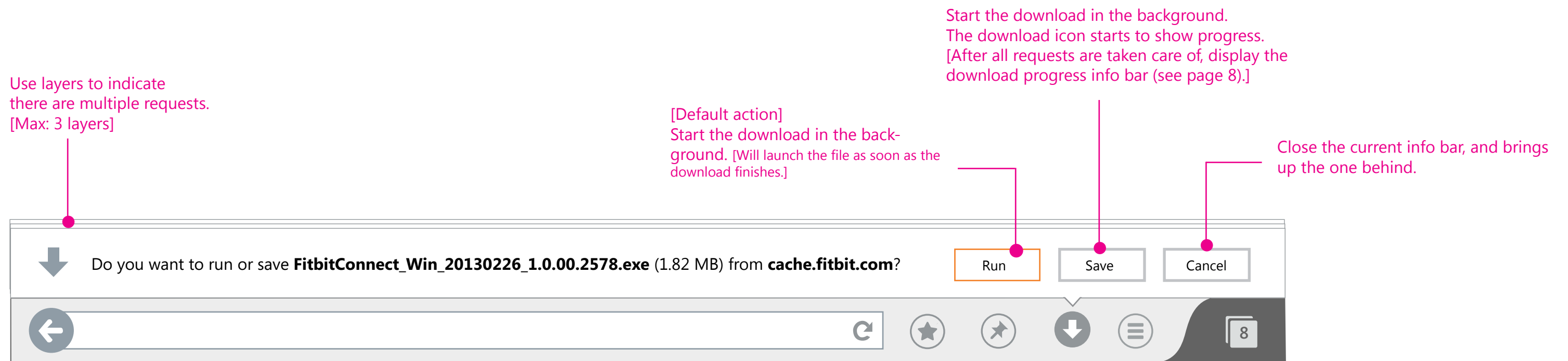
A contextual “Download” icon appears on the app bar.



2 *Initiate multiple download requests*

Navigation app bar and download information appears at the bottom of the screen.

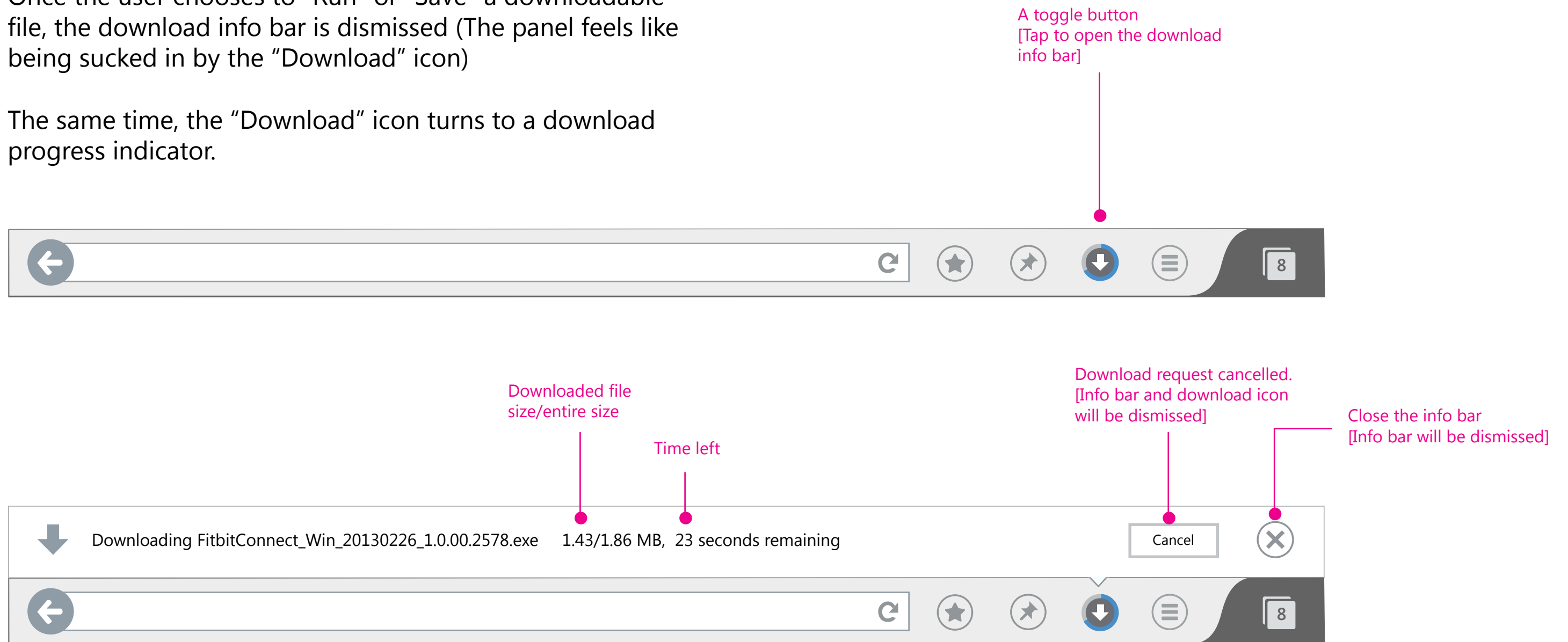
A contextual “Download” icon appears on the app bar.



3 *Download progress*

Once the user chooses to “Run” or “Save” a downloadable file, the download info bar is dismissed (The panel feels like being sucked in by the “Download” icon)

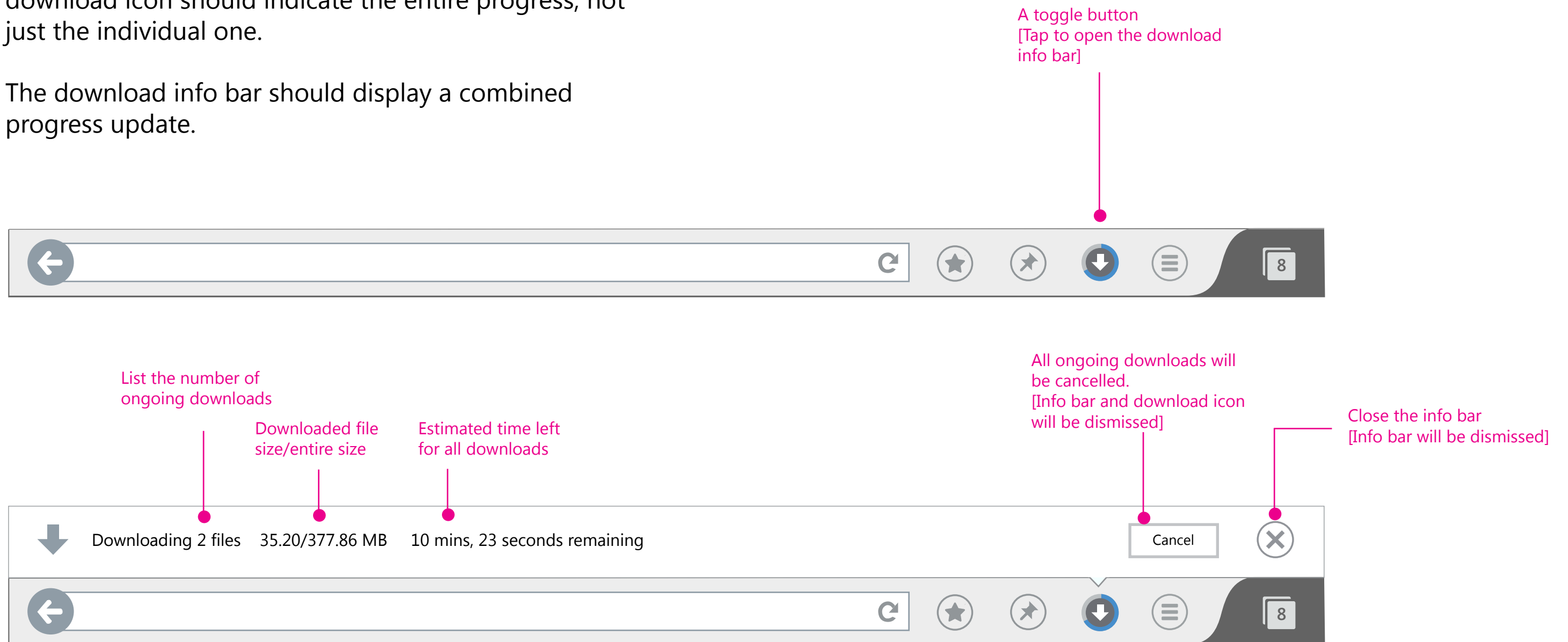
The same time, the “Download” icon turns to a download progress indicator.



3 *Download progress - multiple downloads*

When there are multiple downloads in progress, the download icon should indicate the entire progress, not just the individual one.

The download info bar should display a combined progress update.



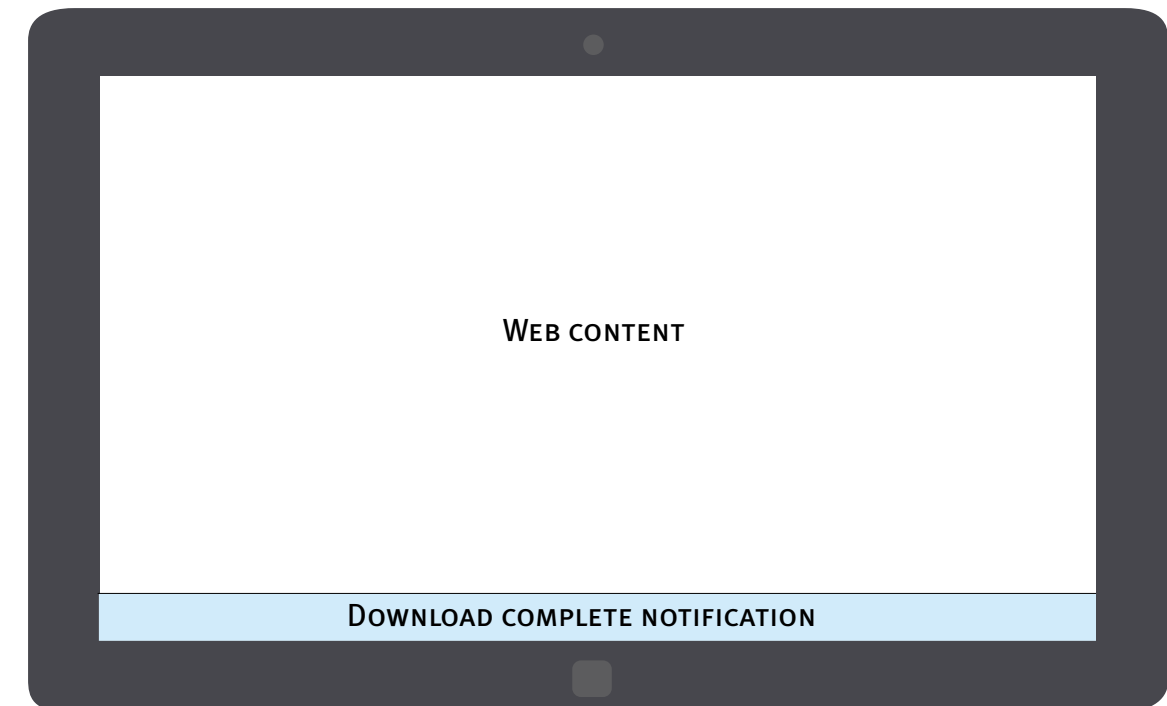
To confirm: Firefox doesn't seem to have the "Pause" function for download.

4 Download complete : In-app notification (full-screen)

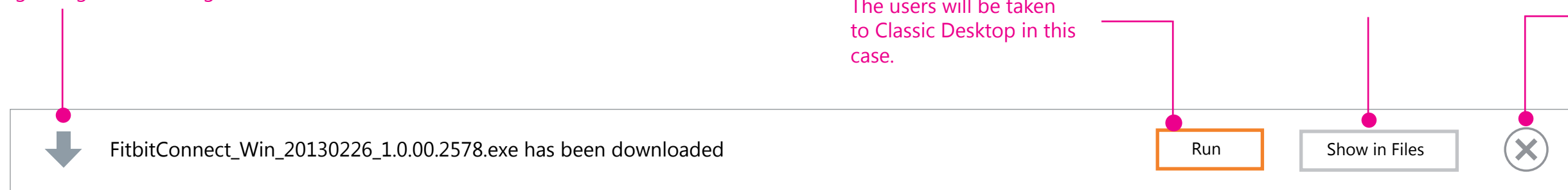
When a download finishes, the download info bar should display a notification for the users to decide what to do with the download.

Given the fact that lots of time the users are full-screen browsing on Metro, it's reasonable to notify the users using pop-up message.

Also, since there is no Download management UI for V1 Metro, the in-app notifications should not dismiss until the users make a decision to proceed.



Using animation to attract users' attention (glowing arrow/scaling in/...)



Launch the downloaded file. The users will be taken to Classic Desktop in this case.

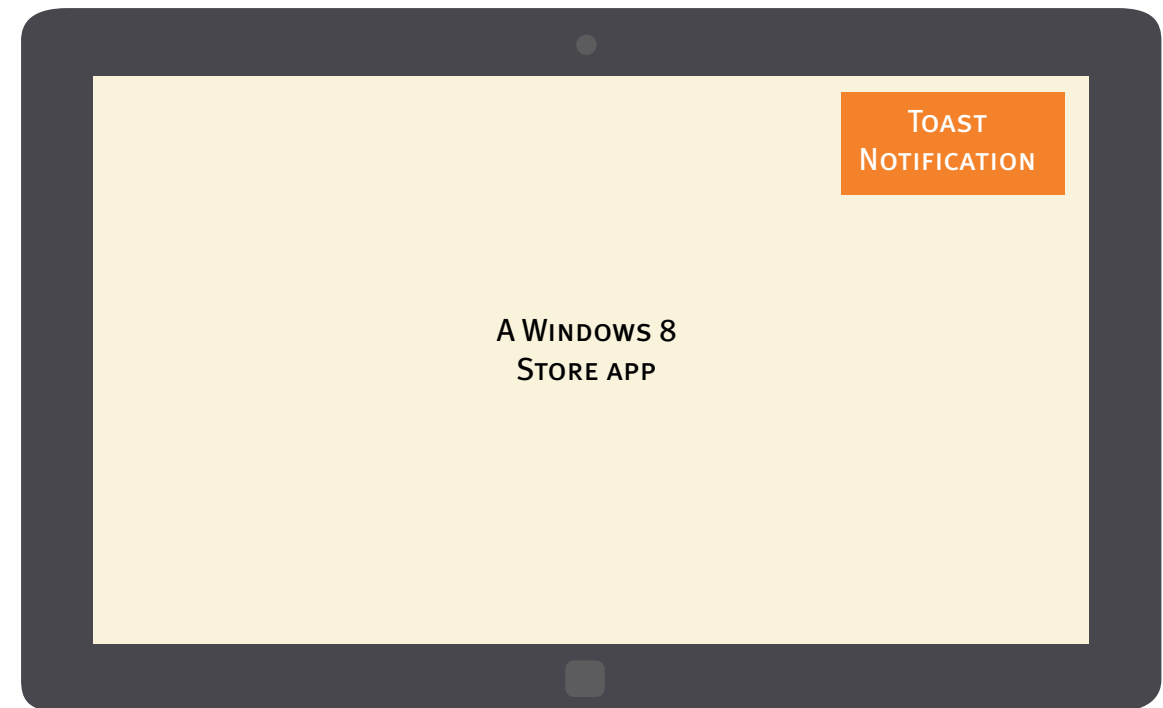
Click to show the downloaded file in "Files" app (The Finder on Mac)

Close the info bar [Notification will be dismissed]

4 *Download complete : toast notification*

When Firefox completes a download in the background, the users can still be notified by a quick Windows 8 style toast notification.

Toast notification remains on the screen for 7 seconds, playing a brief sound to alert the user when it appears.



Tapping on the toast notification of a single download complete will launch the downloaded file directly.

FitbitConnect_Win_20130226_1.0.00.2578.exe
has been downloaded by Nightly
Run it now

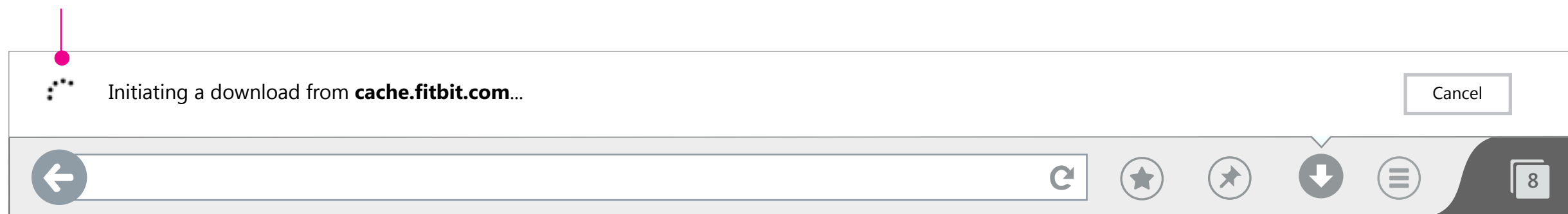
Tapping on the toast notification of multiple downloads complete will open the download folder in "Files" app.

3 downloads have been completed by Nightly
Show them in the Files app

5 *Download edge case #1*

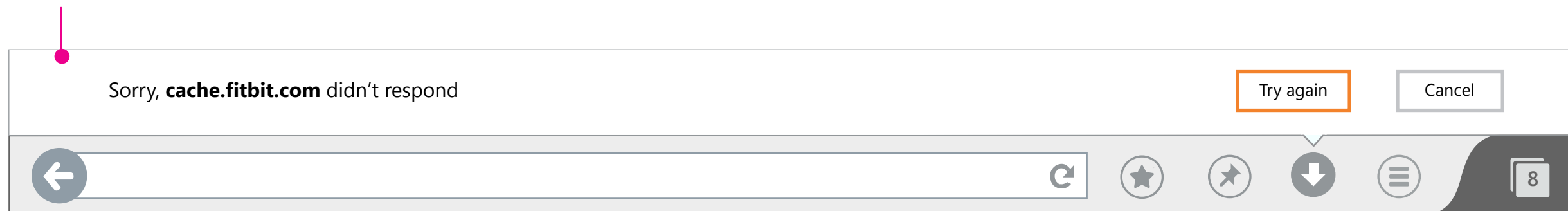
When there is indeterminate time to initiate a download request (due to network problem, etc), the users need an indication that the browser is working on it.

Windows 8 indeterminate spinner



In this case, the Windows 8 ring spinner can be used as an indeterminate indicator. Once the download request is received, the spinner will be automatically replaced by "Download" icon

Any idea of a proper icon here?



When the download cannot be initiated, the Download info bar should display an error msg. The message may vary depending on the problem issue.

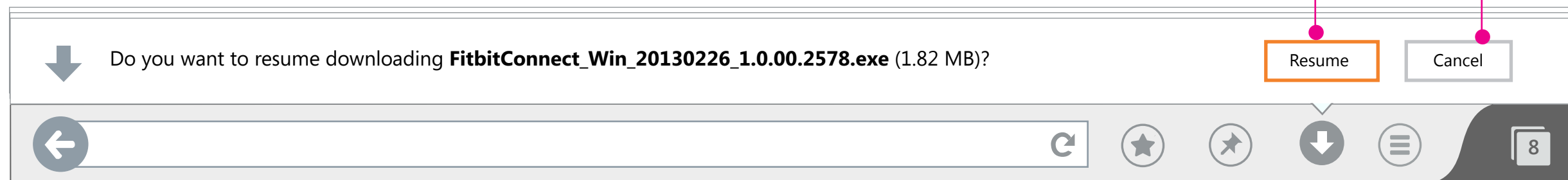
5 *Download edge case #2*

If ongoing downloads got paused by crashes, the users should be provided an option to resume their downloads after the browser restarts.

Multiple requests for resuming downloads

Resume the download in the background.
The download icon starts to show progress.
[After all requests are taken care of, display the
download progress info bar (see page 8).]

Close the current info bar, and bring
up the one behind.



5 *Download edge case #3*

If the user activates **auto-complete screen** or OSK before he/she responds to the download requests, auto-complete/OSK should cover the download info bar.


For **find bar**, if OSK is not in use, we could leave the download info sitting on top of it since there should be enough space. But once OSK is activated, download info bar should be covered.

(Visual question: Find bar(orange bg)+info bar(white bg)?)

If the user taps **Pin icon**, **Menu icon** while the download info is still pending for response, flyouts should appear on top of the download info bar.

(Will need some visual treatments here)

6 *Tab modal for requests and progress, window modal for notifications*



Download request [Tab modal]

Requests often contain site-specific information, such as the download source. It makes sense to have it be tab modal.

Also, request dialog won't be dismissed until the user perform an action. So making them tab specific feels less annoying or distracting to the users.

Download progress [Tab modal]

The Download ring icon on the app bar is global.

And if the users toggle the icon, it will open the info bar which is going to be tab specific dialog.

Note:
FX Start page will only have URL field. It's okay if we don't show download progress ring icon on the FX Start page.
For V2, we could add Recent downloads as part of the Start Page content.

Complete notification [Window modal]

Download notification doesn't require user action to be triggered. It's generated by the app. So it's okay to have the notification window modal.

For V1 Metro, there is no Download management UI. The in-app notifications should not dismiss until the users make a decision to proceed.