

Mozilla

UX: Wireframes for Sign-In & Submission flow
Firefox Flicks Redesign, R2

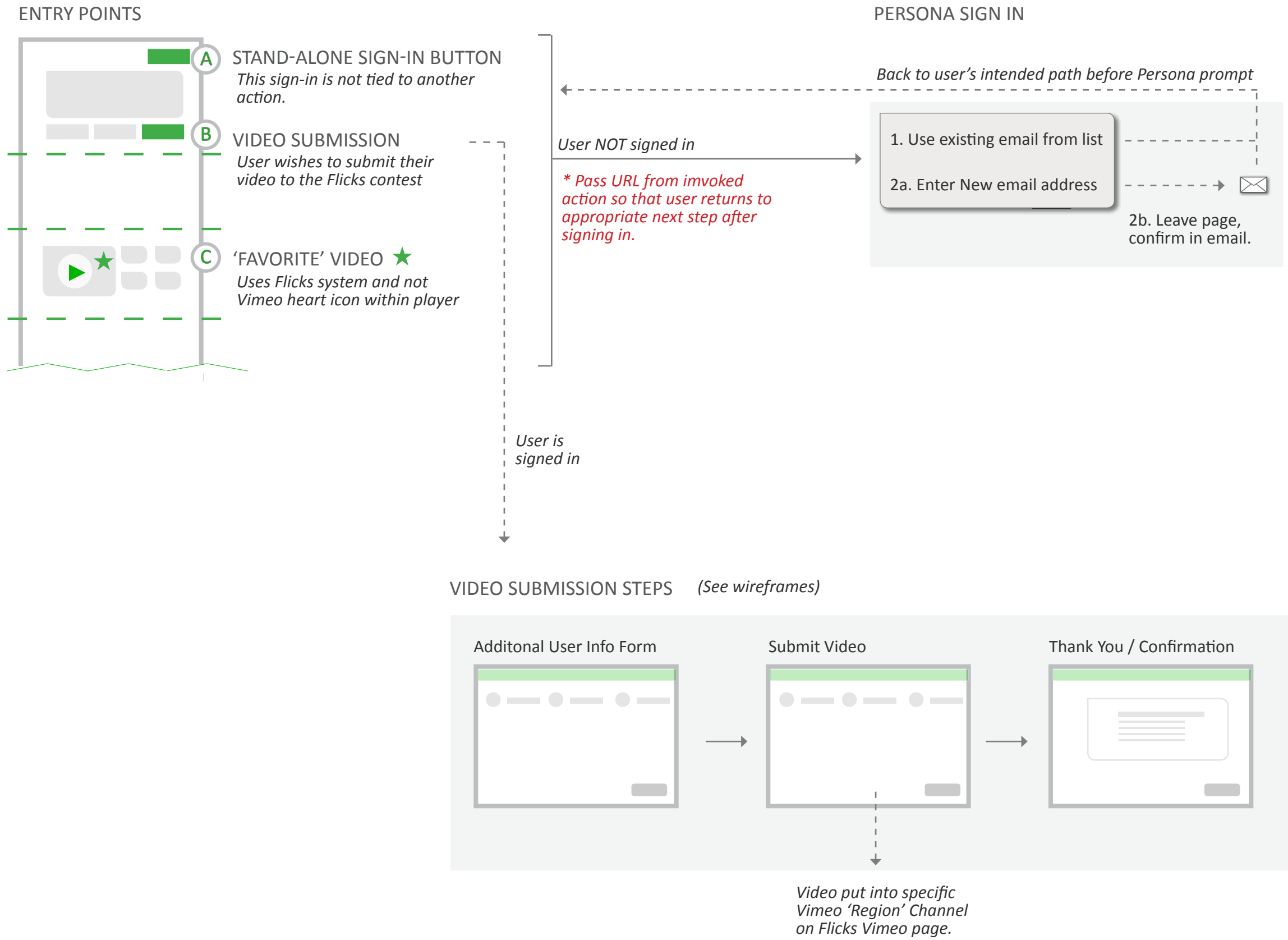
IA: Holly Habstritt
21.01.2013



Mozilla

Sign In & Video Submission Flows	3
Video Submission, User Information	4
Video Submission, Upload Flicks Video 1	5
Video Submission, Upload Flicks Video 2	6
Video Submission, Upload Flicks Video 3	7
Video Submission, Thank You / Confirmation	8
Video Submission, Confirmaton Email	9

SIGN IN & VIDEO SUBMISSION FLOWS



* Error states not shown

Display “Are you sure...” messaging when user selects this option.

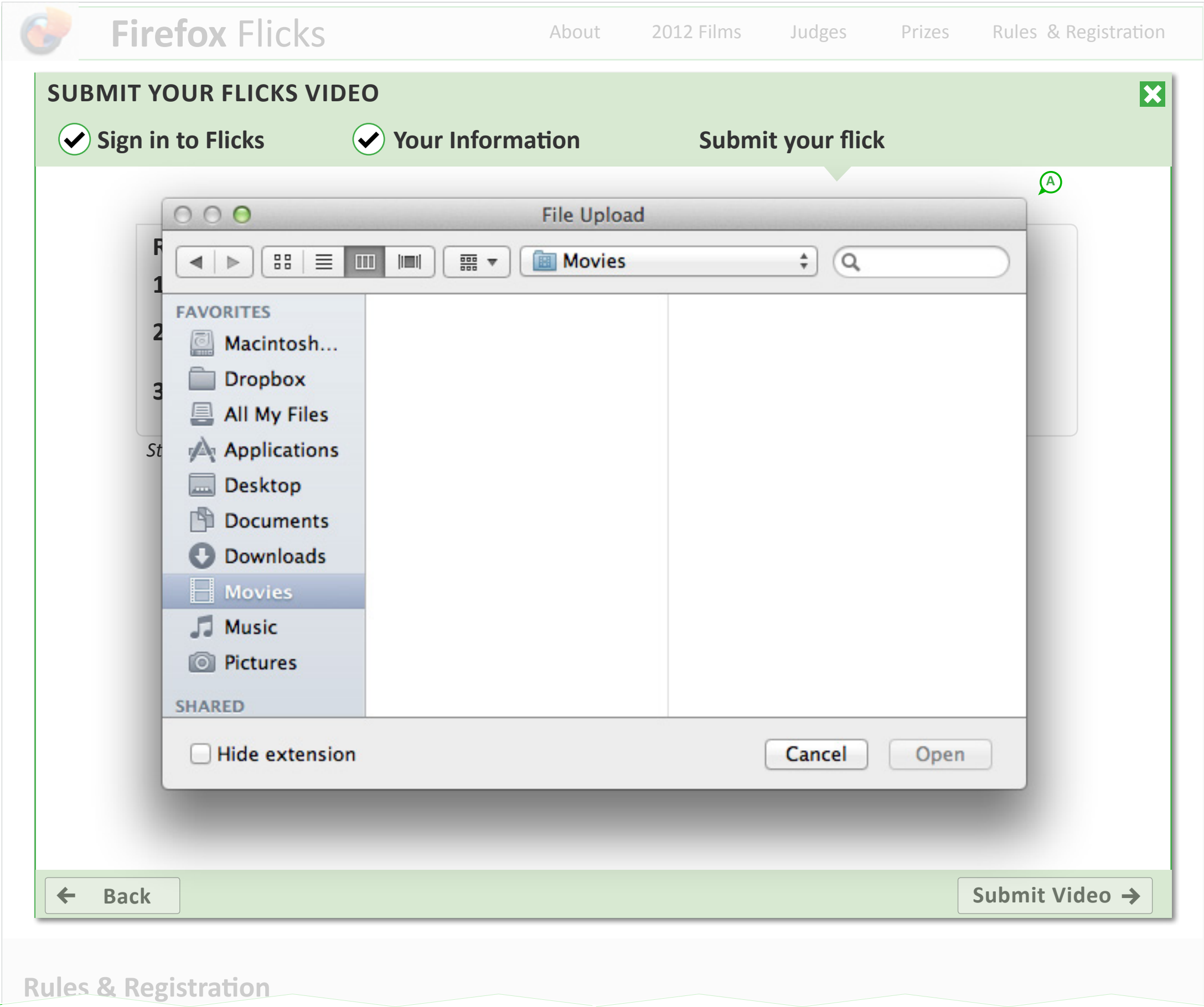
Video Submission, - Upload Flicks Video 1

* Copy is FPO

To Do Items:

- high level rules are tbd. This can be taken from upload reqs. (ie: file size, type, etc)

Video Submission,
- Upload Flicks Video 2



A. File Manager

File manager displays upon selecting “Choose a Video to Upload”.

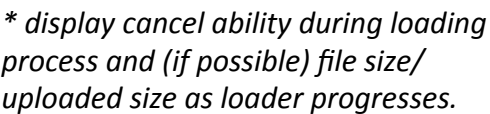
* Copy is FPO

A. Submit your Flick

Current step label.

“Choose Video to Upload” button is replaced with submitted file name and size. If video is too large, user will stay on previous step with respective error displayed.

- Intermediate “loader” step before completed file is shown:



If user selected the wrong video to upload, they can remove it. Selecting red 'x' will remove file and display "Choose Video to Uplaod" button once again.

Open field for Flick name displays once video upload is complete and accepted.

- include hint (TBD) for getting users to uniquely name their video to distinguish their submission from others.

- determine other requirements and errors needed (restricted vocabulary, character limit, etc)

Open field for Flick description displays once video upload is complete and accepted.

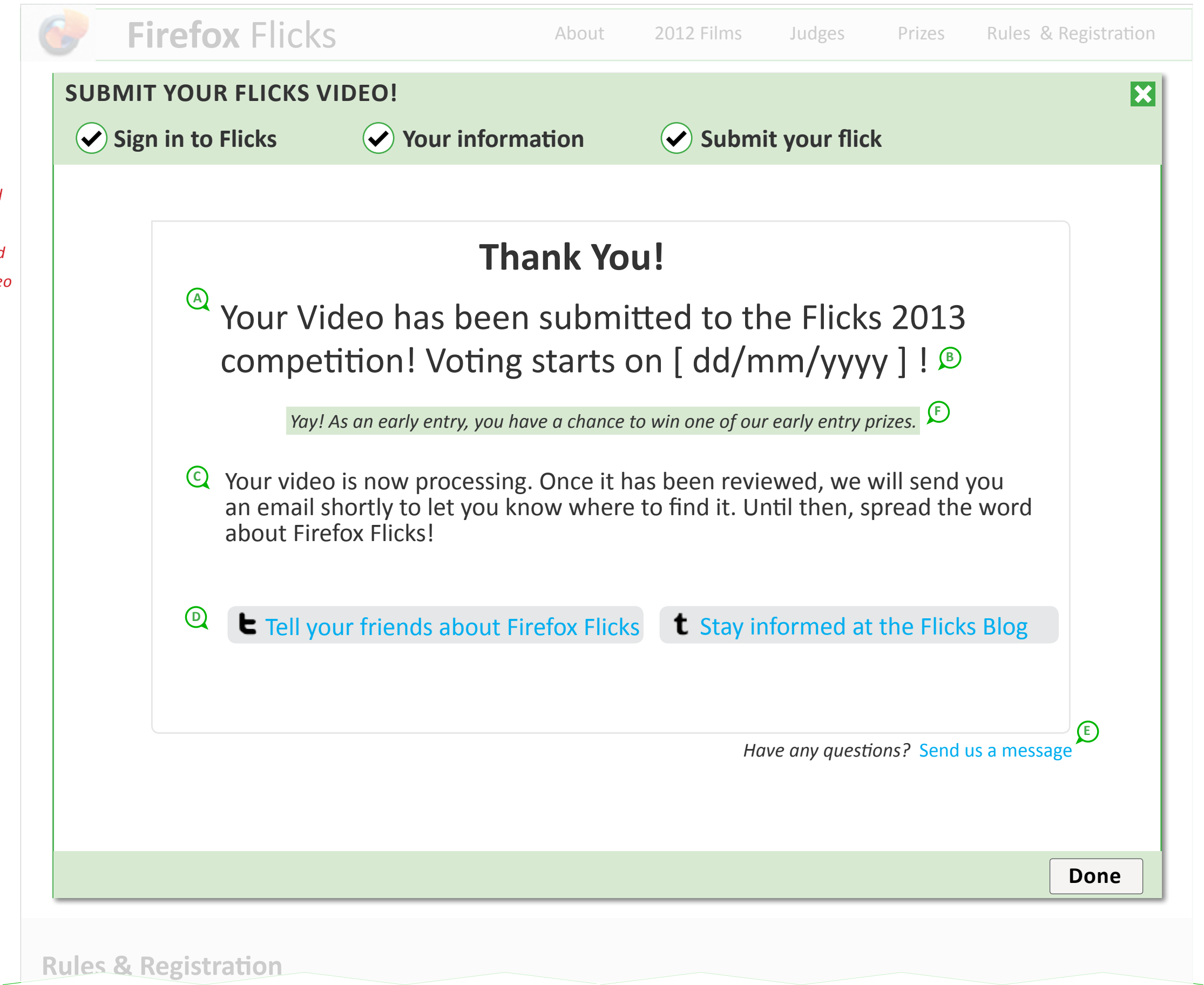
- determine other requirements and errors needed (restricted vocabulary, character limit, etc)

“Submit Video” link becomes active when all fields are filled in and requirements are met.

Video Submission,
- Thank You
- Confirmation
- Next Steps

** Copy is FPO*

Use annotations on right for copy guide for items that need to be mentioned to the user, such as when voting starts and what to share, when their video will be done processing, etc.



A. Confirmation Copy

B. Voting Start Date

C. Video Processing / Twitter Share

We need to mention to the user that their video is processing, is going through our approval process, and won't be available until we notify them. Until then, the Twitter sharing message will be generic and about Flicks.

The user can not share the their video until the confirmation EMAIL.

D. Additional Links

Please confirm exact links needed here. Link to sharing general message about Flicks (not link to user's film since it hasn't been processed yet) and link to the Tumblr blog are shown.

E. Send us a message

Email for this link needed.

F. Conditional Messaging

Conditional messaging for early prize qualification can be shown here when applicable.

Video Submission,
- Vimeo Email

Once a user has uploaded a video to Vimeo, there is a certain amount of processing and moderation time before the video is available.

Once processing and moderation is complete and we have approved their video submission, we will send a user a confirmation email.

This email will include a link to their video as well as the means to share their video to Facebook and Twitter.

