

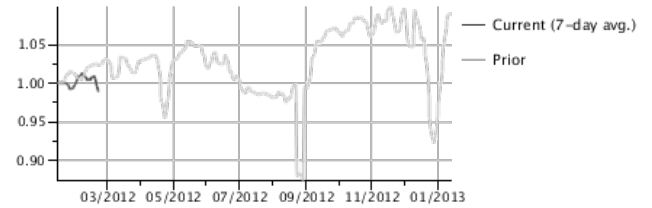
Metrics Nightly Report

Wednesday, February 22

Overview 155.9M ADU

	ADU	d/d-7	d/d-28	High	3 mth trend
Firefox	155.9M	-1.3%	0.9%	159.8M	
Weave	1.6M	0.0%	7.8%	1.6M	
Crashes/100 users	1.2	-4.0%	-22.9%		

-1.17% growth since Jan 14th (-3.5pp from 2011)



Version Breakdown

	ADU	d/d-7	d/d-28	High	3 mth trend
Desktop 10.0	73.8M	18.9%	4415.9%	73.8M	
Desktop 9.0	21.5M	-31.5%	-73.4%	87.6M	
Desktop 8.0	10.0M	-11.9%	-41.8%	88.9M	
Desktop 7.0	4.2M	-7.3%	-19.3%	80.7M	
Desktop 6.0	3.9M	-6.9%	-17.9%	81.1M	
Desktop 5.0	3.7M	-5.3%	-11.5%	74.9M	
Desktop 4.0	4.6M	-4.6%	-7.6%	82.0M	
Desktop 3.6	24.7M	-5.4%	-10.5%	125.5M	
Desktop 3.5	3.4M	-3.3%	-3.1%	85.4M	
Mobile 10.0	364.4k	5.2%	1882.5%	376.9k	
Mobile 9.0	54.2k	-18.3%	-84.0%	351.2k	
Mobile 8.0	49.2k	-7.5%	-30.3%	311.7k	
Mobile 7.0	18.3k	-2.6%	-17.0%	260.7k	
Mobile 6.0	12.6k	-3.8%	-12.9%	242.3k	
Mobile 5.0	7.7k	-3.6%	-15.5%	207.0k	
Mobile 4.0	11.1k	-1.5%	-7.3%	194.3k	

	d/d-7	d/d-28	d/d-364
XP (43.8%)	-2.1%	-0.3%	-11.8%
Win 7 (40.9%)	-0.2%	3.5%	70.7%
Vista (9.2%)	-1.5%	-2.7%	-27.6%
OS X (6.1%)	-1.8%	-1.5%	-4.0%

Top Markets

	ADU	d/d-7	d/d-28	High	3 mth trend
United States	29.9M	-1.3%	-1.0%	31.6M	
Germany	14.0M	-1.4%	-2.1%	15.1M	
Unknown	12.1M	0.4%	7.1%	12.1M	
France	6.9M	-3.5%	-5.6%	7.8M	
Russian Federation	6.4M	-3.1%	-3.9%	7.2M	
Brazil	5.8M	-13.4%	-10.6%	7.7M	
Poland	4.7M	0.7%	-0.1%	5.1M	
Indonesia	4.5M	1.5%	1.2%	4.6M	
United Kingdom	4.4M	2.0%	-0.4%	5.2M	
India	3.8M	0.4%	1.5%	3.9M	

Top Movers This Month

	+/- ADU	ADU	d/d-28	3 mth
Vietnam	1.1M	2.1M	105.1%	
Unknown	796.7k	12.1M	7.1%	
Australia	243.8k	1.8M	15.8%	
Malaysia	178.1k	1.5M	13.6%	
Germany	-298.0k	14.0M	-2.1%	
United States	-304.4k	29.9M	-1.0%	
France	-415.2k	6.9M	-5.6%	
Brazil	-689.3k	5.8M	-10.6%	

Downloads (excludes downloads from Firefox)

	Downloads	d/d-7	d/d-28	High	3 mth trend
Desktop	1.6M	15.7%	33.8%	9.3M	
Mobile	123.0	-11.5%	0.0%	123.1k	
EU Ballot	12.6k	16.9%	7.2%	190.9k	

Stability (crashes per 100 users)

	Crashes	d/d-7	d/d-28	3 mth trend		Crashes	d/d-7	d/d-28	3 mth trend
Windows	1.2	-4.3%	-24.0%		OS X	0.8	4.3%	2.2%	
10.0.2	1.1	%	%		10.0.2	0.7	%	%	

Channel Uptake and Stability

	ADU	d/d-7	3 mth trend	CPH*	d/d-7	3 mth trend
NIGHTLY	99.9k	-0.4%				
13.0a1	76.4k	3.4%		0.0		
Other	23.5k	-11.1%				
AURORA	188.7k	1.1%				
12.0a2	146.7k	7.1%		0.0		
Other	41.9k	-15.7%				
BETA	3.2M	0.9%				
11.0	1.4M	12.1%		0.0		
Other	1.7M	-6.8%				
RELEASE	137.8M	-1.3%				
10.0	69.1M	19.2%		1.1	-1.2%	
10.0.2	58.4M	%		1.1	%	
9.0	19.1M	-33.0%		1.6	-3.2%	
9.0.1	19.0M	-33.2%		1.6	-3.4%	
8.0	8.0M	-13.1%		1.3	-2.3%	
8.0.1	6.0M	-13.6%		1.2	-1.5%	
7.0	3.4M	-7.5%		1.5	-2.9%	
7.0.1	3.2M	-7.6%		1.5	-2.7%	
6.0	3.3M	-7.0%		1.2	-1.8%	
6.0.1	329.0k	-6.9%		1.2	3.9%	
6.0.2	1.9M	-7.5%		1.2	-3.7%	
5.0	3.0M	-5.3%		1.2	-3.8%	
4.0	3.6M	-4.8%		1.3	1.3%	
3.6	22.0M	-5.5%				
3.6.27	8.5M	%				
3.5	3.0M	-3.1%				
Other	3.4M	-3.0%				
ESR	45.5k	37.4%				
10.0.2	20.1k	%		1.1	%	
Other	25.4k	-23.4%				

* CPH - Crashes per 100 users (Crash stats don't have breakdown information by channel. Numbers displayed are overall numbers for each version.)

Startup Time (in seconds)

	Win	Mac	Linux
Percentile 25	2.7	2.3	2.1
Percentile 50	6.0	4.3	4.1
Percentile 75	13.6	8.2	6.6
Percentile 95	49.5	26.1	15.9

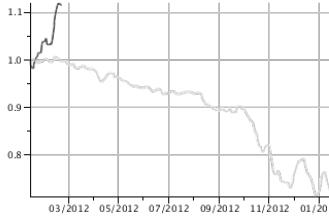
Market Share (weekly average)

	w-(w-1)	w-(w-4)	High
Worldwide (24.4%)	0.0pp	0.3pp	34.0%
Europe (30.1%)	-0.1pp	-0.7pp	43.3%
Asia (21.6%)	-0.3pp	-0.7pp	30.3%
N. America (21.5%)	0.7pp	2.1pp	33.0%
S. America (20.3%)	-0.4pp	-1.1pp	63.1%

WORLDWIDE: 1.28% growth since Jan 14th (2.76pp from 2011)



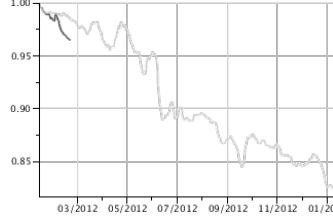
NORTH AMERICA: 11.4% growth since Jan 14th (11.66pp from 2011)



SOUTH AMERICA: -5.09% growth since Jan 14th (-1.5pp from 2011)



EUROPE: -3.53% growth since Jan 14th (-2.01pp from 2011)



ASIA: -3.7% growth since Jan 14th (-1.23pp from 2011)

