



# Firefox for Android

## Reviewer's Guide

Contact us:  
[press@mozilla.com](mailto:press@mozilla.com)



## Firefox for Android

### Table of Contents

About Mozilla Firefox for Android .....	1
Get Started .....	2
Mobile Browsing Upgrade .....	3
Move at the Speed of the Web .....	4
Get Up and Go .....	5
Customize On the Go .....	6
Privacy and Security .....	7
Favorite Features .....	8
Under the Hood .....	9
Thank You .....	11



## Firefox for Android

### About Mozilla

Mozilla has been a pioneer and advocate for the Web for more than a decade. With the help of our community, we create and promote open standards that enable innovation and advance the Web as a platform for all. Today, hundreds of millions of people worldwide use Mozilla Firefox to discover, experience and connect to the Web on computers and mobile phones. As the Web becomes even more central to people's lives, we're committed to empower people by offering user choice, control and privacy online and advancing a Web platform and products that deliver consistent, compelling and secure experiences across multiple platforms and devices. For more information, visit [www.mozilla.org/Firefox](http://www.mozilla.org/Firefox)

### Mozilla Firefox for Android

Firefox for Android is an upgrade to mobile browsing for Android phones with version 2.2 (Froyo) and above, so you can now extend the same Firefox experience to your small screen at lightning speed. Firefox for Android has dramatically improved performance, a new look and feel and even more powerful platform capabilities. Based on the same open technology platform as the desktop version of Firefox, Firefox for Android is a fast, easy and secure way to experience the the mobile Web.

Firefox for Android is the only mobile browser that offers user-centric, innovative features while still fiercely safeguarding your privacy and data. The Awesome Screen utilizes Firefox Sync to deliver your desktop Awesome Bar history, bookmarks, open tabs and even passwords to your Android device. Firefox respects your privacy and protects your security with features like Do Not Track, master password, HTTP Strict Transport Security and more. Tabbed browsing with thumbnails allows for easy navigation between websites without the clutter. Firefox for Android offers add-ons to personalize your browsing and change the look, features or functionality of Firefox to fit your needs and preferences.

New HTML5 capabilities in Firefox for Android enable developers to create rich Web apps and websites based on HTML5, JavaScript, CSS and other open Web standards.

Firefox for Android is available in more than 10 languages. Download Firefox for Android in the [Google Play Store](https://play.google.com/store/apps/details?id=org.mozilla.firefox).



## Firefox for Android

### Get started

1. Launch the Google Play Store on your Android phone
2. Search for “Mozilla Firefox”
3. Click “Install”
4. Once Firefox finishes installing, tap on “Open” to begin browsing

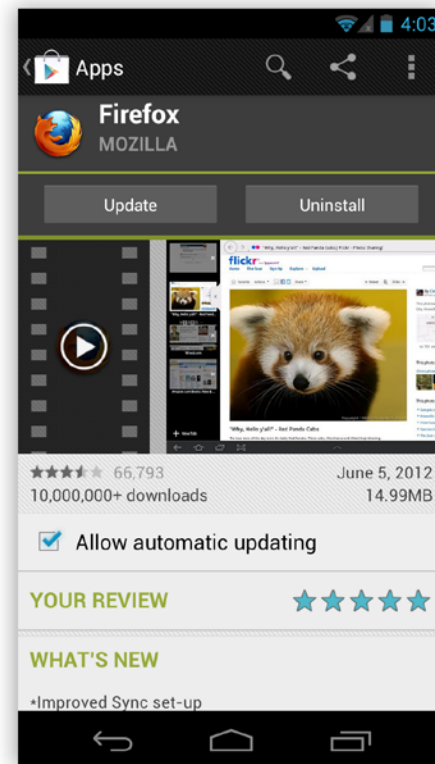
We are happy to support a wide range of devices from Android 2.2 and above. Go to [mozilla.org/mobile/platforms](http://mozilla.org/mobile/platforms) to see if your device is compatible.

You can start browsing right away and visit some of your favorite websites and Web apps including:

- [foodsense.is](http://foodsense.is)
- [twitter.com](http://twitter.com)
- [weather.com](http://weather.com)
- [yelp.com](http://yelp.com)
- [youtube.com](http://youtube.com)

*Note: Firefox for Android fully adheres to all of the latest HTML5 Web standards. While we continue to make small modifications to improve the browser experience, our global team and thousands of volunteer contributors around the world will be working to help sites make the small adjustments necessary to support open standards so that all Web pages render beautifully. We are confident these efforts will be successful, just as they were when Firefox Desktop entered the market.*

Firefox for Android in the Google Playstore





## Firefox for Android

### Mobile Browsing Upgrade

After downloading Firefox, launch the browser on your phone. The first thing you'll notice is how fast Firefox starts. To start browsing, begin at the Start Page and tap on the URL bar at the top to get to your Awesome Screen.

Firefox offers a fresh update on features and capabilities to optimize your browsing experience.

#### Flash support

Firefox for Android includes Flash support so you can watch videos, play games and interact with more content on the Web.

*Note: You may need to install Adobe Flash from the Google Play Store before enabling Flash support in Firefox*

#### Start Page

Your personalized Start Page features thumbnail images of your most frequently and recently visited sites and tabs from your last browsing session to make it faster and easier to get where you want to go on the Web.

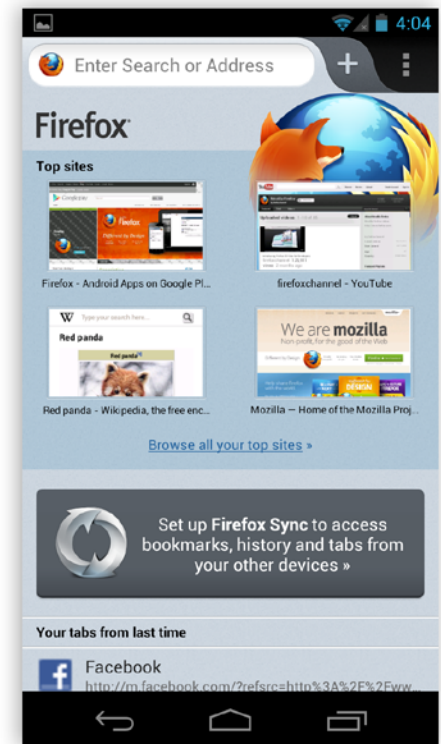
#### Awesome Screen

Typing on a phone is difficult. That's why when you tap on the URL bar (Awesome Bar) or open a new tab, the Awesome Screen appears. Start typing and instantly see smart lists of your favorite history items, bookmarks and tabs from your other computers.

#### Tabbed Browsing

Open a new tab by tapping the "+" sign in the upper right hand corner of the browser. When you have multiple tabs open, the "+" sign changes to indicate the number of tabs open. Note that your open tabs are always updated as real-time thumbnails. Tap on the "X" to close a tab.

Start Page



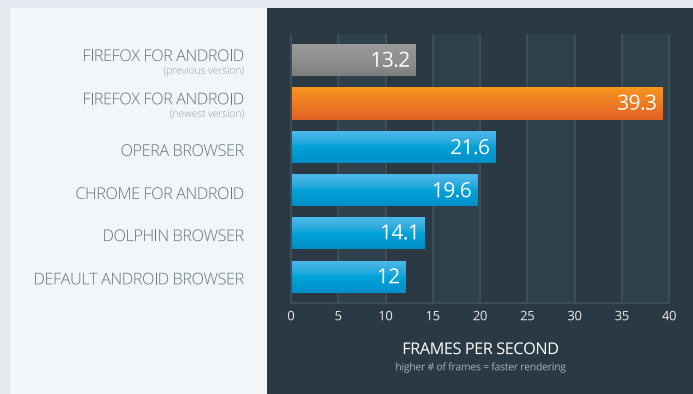


# Firefox for Android

## Move at the Speed of the Web


Firefox for Android is significantly faster than the stock browser that ships on Android phones according to the leading industry benchmarks, such as Sunspider. In addition, we developed a new benchmark, called Eideticker, that measures the actual user Web experience and we built Firefox for Android to it, yielding an experience that is two times faster than the stock browser.

### Canvas Rendering Performance\*



\* Results based on new Eideticker Canvas Benchmark using Samsung Galaxy Nexus on Android 4.0.4

### Website Panning Performance\*



\* Results based on performance measures while panning a website using cnn.com using Samsung Galaxy Nexus on Android 4.0.4



## Firefox for Android

### Get Up and Go

#### Firefox Sync

Firefox Sync is integrated into the browser to give you access to Awesome Bar history, saved passwords, bookmarks, open tabs and form data across your computers and Android phone so you can take your Firefox everywhere.

#### Set up Firefox Sync

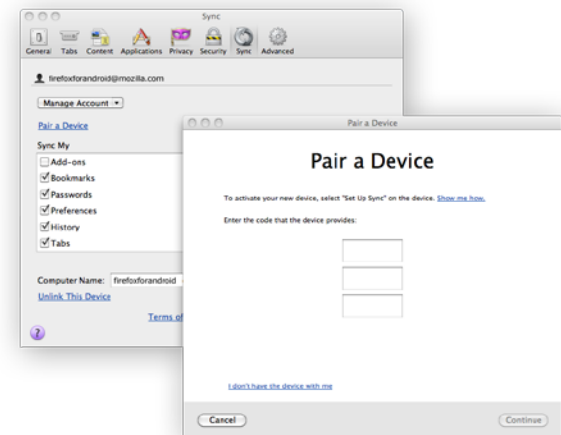
1. On your desktop, install Firefox and set up your Firefox Sync account.
  - Go to your desktop Firefox and click on “Firefox” in the top menu, select “Options” (Windows) or “Preferences” (Mac) and select “Sync”
  - Click on “Create a New Account”
  - Fill in your account details and click Next when done
  - You will see a “Setup Complete” message. Click “Close” to close the progress window and take you back to your Firefox
2. On your Android phone, tap the “Set Up Firefox Sync” button on the Start Page “Connect” under the Sync option.
3. Then, back on your desktop, click “Firefox” in the top menu, select “Options” (Windows) or “Preferences” (Mac) and select “Sync”. Under “Sync” click “Pair a Device” and enter the code as it appears on your Android phone.
4. You’re all set! The initial sync of your data may take a few minutes. You can choose what you’d like to sync in your desktop Firefox Preferences.

*Note: Firefox Sync will not set up properly if you have multiple version of Firefox installed on your device.*

Firefox Sync set up on  
your Android device



Firefox Sync set up  
on your desktop






## Firefox for Android

### Customize On the Go

#### Firefox Add-ons

There are many ways to personalize your Firefox Web experience and to customize the look, features and functionality. You can search for and install add-ons directly to your Android phone from the Add-ons Manager located in your Firefox Menu.

1. While in Firefox, tap on the phone's Menu button
2. Tap on "Add-ons" to get to your Add-ons Manager
3. To get more add-ons, tap on the orange "Add-ons" icon on the upper right hand corner 
4. Tap on one of the featured add-ons and then on "Add to Firefox" to install the add-on  
(You do not have to restart Firefox after installing add-ons)



We're excited to see the variety of mobile add-ons that developers will create for Firefox for Android. Here are a few of our favorites:

**URL Fixer:** Fixes common typos of URLs when searching in the Awesome Bar

**Cloud Viewer:** Open documents and attachments in Google Docs to save time downloading

**Phony:** View sites using different user agents to switch between desktop and mobile versions of websites.





## Firefox for Android

### Privacy and Security

The Web is evolving quickly in how information about people is collected, used and shared online. Mozilla adheres to a strict privacy policy and does not track who you are or what you do online. Firefox is also packed with advanced security and privacy features to help you stay safe online.

#### Do Not Track

Mozilla introduced Do Not Track to the market and Firefox was the first desktop and mobile browser to offer the privacy feature. The Do Not Track feature lets you tell websites that you would like to opt-out of online behavioral tracking used for advertising. You can enable Do Not Track by tapping on your phone's Menu button, then clicking on Settings and you will see "Tell sites not to track me" as an option under Privacy and Security. Firefox is leading the Web towards a universal standard with this feature.

#### Master Password

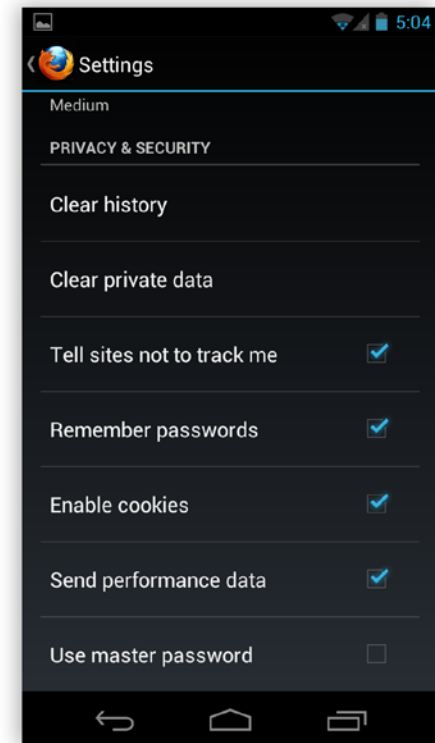
The Master Password protects usernames and passwords that you save in Firefox. To turn on this feature, go to your Firefox Settings by tapping on your phone's Menu button, and then check "Master Password" to enable it. After you create your Master Password, you will be prompted to enter it before Firefox accesses your stored credentials to prevent others from using your online services.

*Note: After you've set a master password, it needs to be entered the first time you remember a new password or remove passwords and each time you show your passwords, for each Firefox session*

#### Settings and Preferences

You can clear history, private data, disable cookies and control whether you want to save passwords in your Firefox Settings. To get to your preferences, tap on your phone's Menu button and then click on "Settings".

Settings Page





## Firefox for Android

### Favorite Features

Here are some other Firefox features we think you'll love. You can access these features by tapping your phone's Menu button.

#### Save to PDF

Capture important websites, like directions or a boarding pass, to view offline on your phone's document viewer.

#### Download Manager

Get to your downloaded files quickly.

#### Share Page

Share websites via apps like email, Facebook, Twitter, Google Reader and more.

#### Clear Site Settings

Manage site-specific preferences, including automatic location sharing, storing local data, blocking pop-ups and opting to never save a password.

#### Bookmarking

Tag your favorite websites to make it always appear in your Awesome Screen.

#### Zoom!

Pinch to zoom in or double tap, to swiftly zoom in and out of any page. Firefox also makes reading on small screens easier with smart font inflation, a feature that increases the size of a website's font.



## Firefox for Android

### Under the Hood

By enabling the latest HTML5 Web technologies, Firefox makes it faster and easier for developers to create fun, interactive and innovative Web experiences. You can see some of these technologies (WebSockets, Canvas, Web workers, localStorage, CSS3, HTML5 audio) in action by playing Mozilla's BrowserQuest game at [browserquest.mozilla.org](http://browserquest.mozilla.org), and check out Firefox for Android HTML5 support at <https://developer.mozilla.org/en-US/demosdetail/experimental-webapis>.

#### Web APIs

Mozilla helps build and submit innovative Web APIs to standards groups for the benefit of the entire Web. These Web APIs allow developers to unlock core mobile phone capabilities, so they can build robust Web apps with native application capabilities. Some of the Web APIs we support and helped develop include: Camera API, Vibration API, Mobile Connection API, Battery Status API, Screen Orientation API, Geolocation API and more.

#### JägerMonkey JavaScript Engine

JägerMonkey is a powerful addition to Firefox. The JavaScript engine incorporates the JägerMonkey JIT compiler, along with enhancements to the existing TraceMonkey JIT and SpiderMonkey's interpreter. You'll notice faster page load times and better performance of Web apps and games.

#### Location-Aware Browsing

Firefox can tell websites where you're located so you can find info that's more relevant and more useful. It's all optional — Firefox doesn't share your location without your permission — and geolocation is done with the utmost respect for your privacy.

#### Stylin' Pages with CSS3

Support for CSS3 features like Transitions, Transformations and Animations makes it easy to add visual effects to the Web.

#### Offline Storage

Offline browsing in Firefox lets you have a Web connection even if your mobile device doesn't have one. Certain enabled sites may allow applications — like your Web-based email — to stay with you at all times



## Firefox for Android

### GPU Accelerated Graphics Rendering

Off-main-thread compositing and GL layers architecture leverages the GPU built into the phone to accelerate panning, zooming and canvas performance during page rendering.

### SVG

SVG files can now be used as images and backgrounds in Firefox, meaning that developers and designers can build stunning websites with lighter, resolution-independent image files.

### Web Workers

Web Workers provide a simple means for Web content to run scripts in background threads. Simply put, the worker thread can perform tasks without interfering with the user interface.

### <canvas>

HTML5 element which can be used to draw graphics via scripting (JavaScript). You can draw graphs, make photo compositions or even perform animations.

### Native JSON

JavaScript Object Notation (JSON) is a data-interchange format, based on a subset of JavaScript syntax. It is useful when writing any kind of JavaScript-based application, including extensions.

### SMIL

Synchronized Multimedia Integration Language (SMIL) supports SVG animation, allowing you to animate the numeric attributes of an element, animate or rotate attributes, animate color attributes and follow a motion path.



## Firefox for Android

# Thank you

Thank you for reviewing Firefox for Android. The Mozilla community works hard to deliver the best Firefox ever. We hope you enjoy browsing with Firefox for Android. If you have any questions or issues while testing Firefox for Android, Please do not hesitate to contact [press@mozilla.com](mailto:press@mozilla.com)