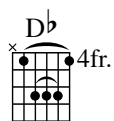
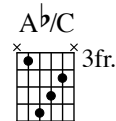
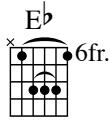
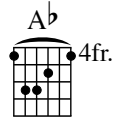


Two Voices, One Song

from Barbie™ & The Diamond Castle

Words & Music by Amy Powers,
Gabriel Mann and Jeannie Lurie

Bright Rock (♩ = 146)



Vocal

Piano

f

Voc.

Pno.

mf

A

It's so rare ___ to find ___ a friend ___ like you ___

Voc.

Pno.

Some - how ___ when you're ___ a - round ___ the sky is al ___ ways blue _

E^b
x . . . 6fr.

Voc. — The way — we talk The things — you say The way — you make —

Pno.

B^bm
x . . . 6fr.

Voc. — it all — o - k And how — you know All of — my jokes

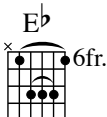
Pno.

E^b
x . . . 6fr.

Voc. But you — laugh an - y - way — If I could


Pno.

B

Voc.  4fr.  6fr.  3fr.

wish for — one thing — I'd take the smile — that — you bring —


Pno. *f*

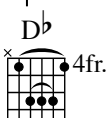
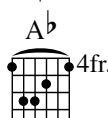


Voc.  4fr.  Fm  6fr.

— Wher - ev - er you go — in — this world — I'll come — a - long —


Pno.



Voc.  4fr.  4fr.

— To - geth - er we dream the — same dream —

Pno.



Voc.
 — For - ev - er I'm here for you, — you're here — for me — Oh, —

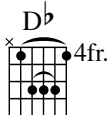

Pno.

Voc.
 — TWO VOI - CES, — ONE — SONG. —

Pno.


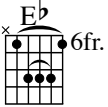

Voc.
 Now eve - ry day — is some - thing new —

Pno. *mf*

Voc.  



And an - y path ___ we take ___ I'm look -

Pno.

Voc.   

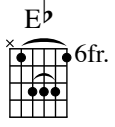
- ing for - ward to ___ The way ___ we try and nev - er quit

Pno.

Voc.  


The way ___ that all ___ the pie - ces fit The way ___ we know

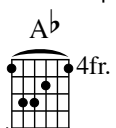
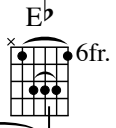
Pno.

Voc.  6fr.

the parts ___ by heart And sing ___ out loud ___


Pno.

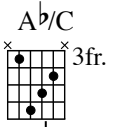
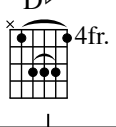
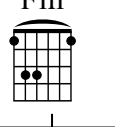


Voc. **D**  4fr.  6fr.

___ If I could wish for ___ one thing ___ I'd take the smile ___


Pno. *f*

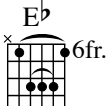
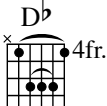


Voc.  3fr.  4fr. 

___ that ___ you bring ___ Wher - ev - er you go ___ in ___ this world ___


Pno.



Voc.  

— I'll come — a - long — To - geth - er we


Pno.



Voc.   

dream the — same dream — For - ev - er I'm here for you, — you're here —

Pno.

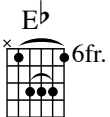
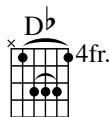


Voc.    

— for me — Oh, — TWO VOI - CES, — ONE — SONG. —


Pno.

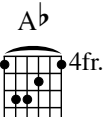
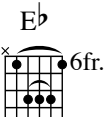
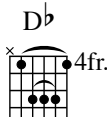


E  **E^b**  **D^b**

Voc. — And an - y - where — you are — you know I'll be — a - round —


Pno.

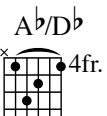
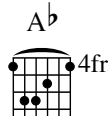


A^b  **E^b**  **D^b** 

Voc. — And when you call — my name — I'll lis - ten for — the sound —


Pno.

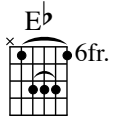
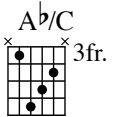
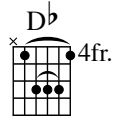


A^b/D^b  **F** 

Voc. — If I could wish for — one thing —


Pno. *mp*


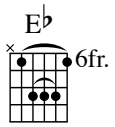
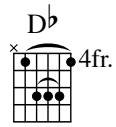


Voc.  6fr.  3fr.  4fr.

I'd take the smile that you bring Wherever you go


Pno.

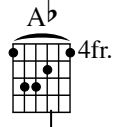
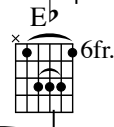


Voc.   6fr.  4fr.

in this world I'll come along


Pno.




Voc.  4fr.  6fr.


To - geth - er we dream the same dream For - ev - er I'm

Pno. *f*



Voc.  here for you, — you're here — for me — Oh, — TWO VOI -

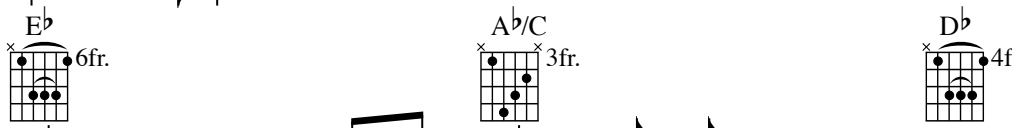
Pno.




Voc.  - CES, — ONE — SONG. — If I could wish for — one thing —

Pno.



Voc.  — I'd take the smile — that — you bring — With you —

Pno.



Voc.   6fr.  4fr.

— by — my side — I can't — go wrong — Now I have

Pno.

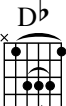
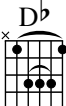



Voc.  4fr.  6fr.  3fr.

all that — I need — And the sweet - est sound — will al -


Pno.



Voc.  4fr.   4fr.  4fr.

- ways be — Oh, — TWO VOI - CES, — ONE — SONG. —

Pno.



The musical score is arranged in two systems. Each system consists of a vocal line (Voc.) and a piano accompaniment (Pno.).

System 1:

- Voc.:** The vocal line begins with a rest, followed by the lyrics "Oh, TWO VOI - CES, ONE SONG." The melody is written in a treble clef with a key signature of three flats (B-flat major/D-flat minor).
- Pno.:** The piano accompaniment is written in grand staff notation (treble and bass clefs). It features a steady accompaniment pattern.
- Chords:** Above the first system, three guitar chord diagrams are provided: Fm, Db (4fr.), and Ab (4fr.).

System 2:

- Voc.:** This system repeats the vocal line from the first system.
- Pno.:** The piano accompaniment continues, with a *rit.* (ritardando) marking placed above the bass clef staff in the second measure of this system.
- Chords:** Above the second system, the same three guitar chord diagrams (Fm, Db (4fr.), and Ab (4fr.)) are repeated.

We're Gonna Find It

from Barbie™ & The Diamond Castle

Words & Music by Amy Powers,
Rob Hudnut, Gabriel Mann and Jeannie Lurie

Medium Rock ♩ = 144

E^{maj7}



Vocal

Here

Piano

E^{maj7}

A



A

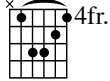


Voc.

we are, — far — from home, — A lit - tle bit hun - gry, and a

Pno.

C^{#m}



A



E




Voc.

lit-tle a - lone, — but it's al - right, — yes, it's al - right, —

Pno.


Emaj7



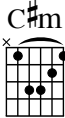
Voc. — 'Cause in ___ this room, ___ there might ___ be friends, ___ can't ___

Pno.

A




C#m




Voc. — see yet ___ how this sto - ry ends ___ but it's al - right, ___

Pno.






A



B




F#m7 C#m/G# A C#m7 B

Voc. — yeah, it's al - right, ___ We can start a - new, ___

Pno.

B 

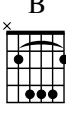
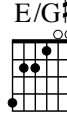
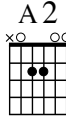

Voc. 
 Can't go back, — so we got - ta go on, —


Pno. 


Voc.  4fr.   

Voc. 
 We'll stick to-gether, stay - ing strong, — there's a dia - mond cas - tle in —

Pno. 

Voc.    

Voc. 
 — my mind, — and some-day soon — WE'RE GON - NA FIND — IT,

Pno. 

E

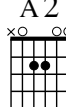


Voc. WE'RE GON - NA FIND___ IT, WE'RE GON - NA FIND___ IT,

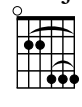
Pno.



A2




Driving C

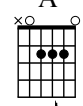


Voc. WE'RE GON NA FIND___ IT. Some - how things___ are look -

Pno.




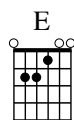
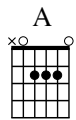

A



Voc. - ing up,___ feel - ing like___ we've changed___ our luck,___ I can see___

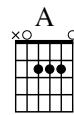
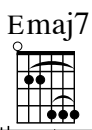
Pno.





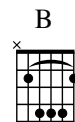
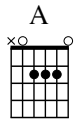

Voc.
 — life, _____ in a new _____ light. _____ Can't —

Pno.
 (Piano accompaniment for the first system)



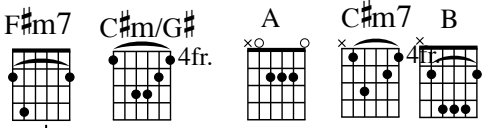
Voc.
 — stay long, _____ pass - ing through, _____ don't _____ know where _____ we're go -

Pno.
 (Piano accompaniment for the second system)




Voc.
 - ing to _____ but it's al - right, _____ cuz we just _____ might, _____

Pno.
 (Piano accompaniment for the third system)

Voc. 

Find a way that's true, _____ Can't

Pno.

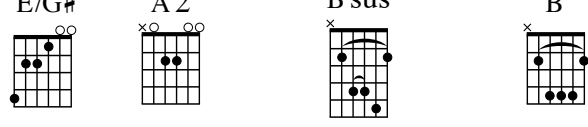


Voc. 

go back, _____ so we got - ta go on, _____ We'll stick to - geth - er,


Pno.



Voc. 

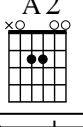
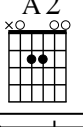
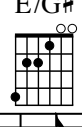
stay - ing strong, _____ there's a dia - mond cas - tle in _____ my mind, _____ and

Pno.

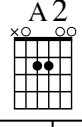
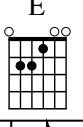
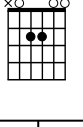


Voc.    
some-day soon _____ WE'RE GON-NA FIND _____ IT, WE'RE GON-NA FIND _____ IT,


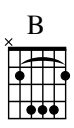
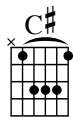
Pno.

Voc.   
We're gon - na find _____ the per - fect place _____ for us _____ to be, _____

Pno. *mf*


Voc.   
hear our mel - o - dy _____ set free, _____ climb the high - est moun -

Pno.

Voc.   

- tain just ___ to see, ___ to see! ___ Can't

Pno.

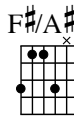
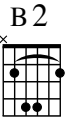
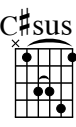
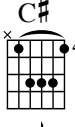


Voc.  

go back, ___ so we got - ta go on, ___ We'll stick to - geth - er,


Pno.



Voc.    

stay - ing strong, ___ there's a dia - mond cas - tle in ___ my mind, ___ and

Pno.



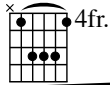
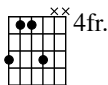
F#/A#

B2

C#

F#

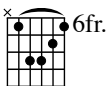
Voc.



some day soon _____ WE'RE GON-NA FIND _____ IT, Can't _____ go back, _____ so we got -

Pno.

D#m



Voc.

ta go on, _____ We'll stick to - geth - er, stay - ing strong _____ there's a dia -

Pno.

F#/A#

B2

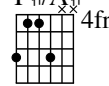
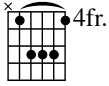
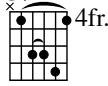
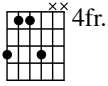
C#sus

C#

F#/A#

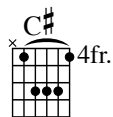
B2

Voc.



- mond cas - tle in _____ my mind, _____ and some - day soon _____


Pno.



Voc. WE'RE GON NA FIND__ IT, WE'RE GON NA FIND__ IT, WE'RE GON NA FIND__ IT,

Pno.

B 2



Voc. WE'RE GON NA FIND__ IT, WE'RE GON NA FIND__ IT, WE'RE GON NA FIND__ IT, —

Pno.

B 2



Voc. — WE'RE__ GON NA FIND__ IT__ some - day__

Pno.

The musical score consists of two staves. The top staff is for the vocal line, and the bottom staff is for the piano accompaniment. The key signature is F# major (three sharps: F#, C#, G#) and the time signature is 4/4. The vocal line begins with a half note G#4, followed by a dotted half note G#4. The piano accompaniment starts with a half note G#4 in the right hand and a half note G#3 in the left hand. The piano part includes a dynamic marking of *mf* and a fermata over the first two notes of the right hand. Two guitar chord diagrams for F#maj7 are shown above the vocal staff. The first diagram shows the standard fingering: index on the 2nd string, middle on the 3rd, ring on the 4th, and pinky on the 5th. The second diagram shows an alternative fingering with an 'x' on the 4th string, indicating it should not be played.

Voc. *F#maj7* *F#maj7*

soon.

Pno. *mf*