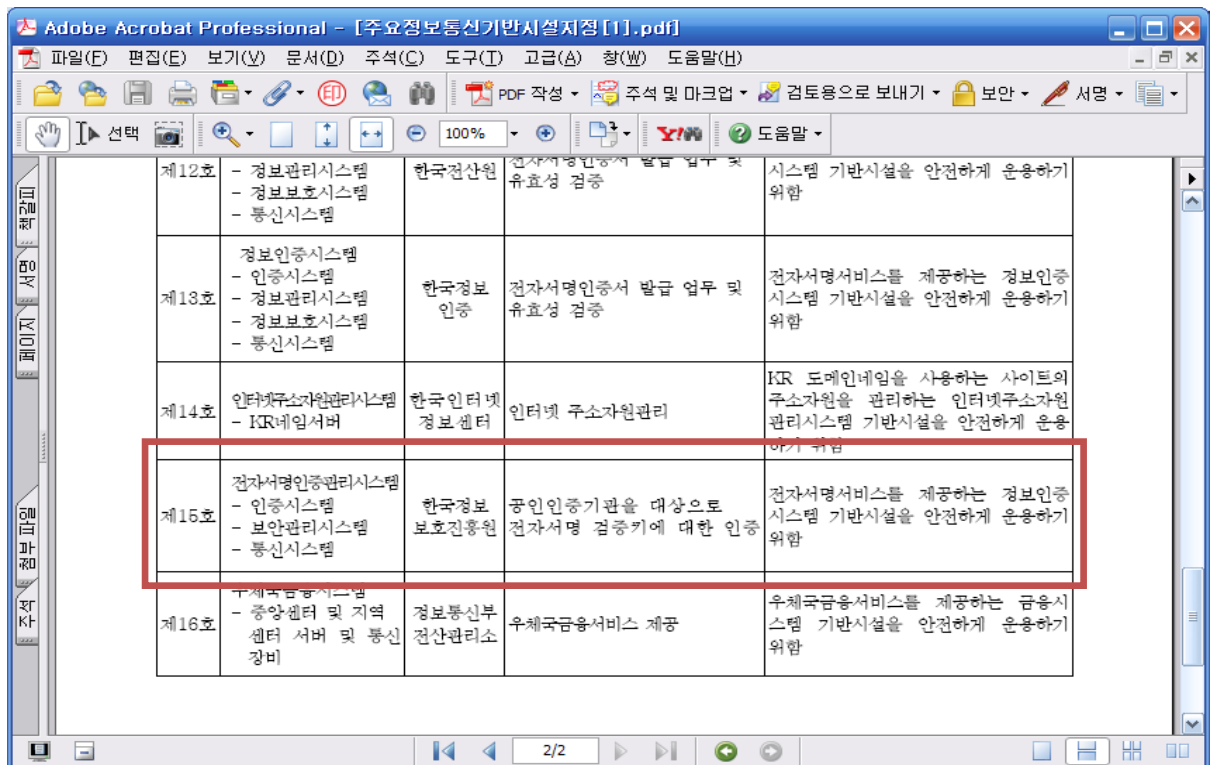
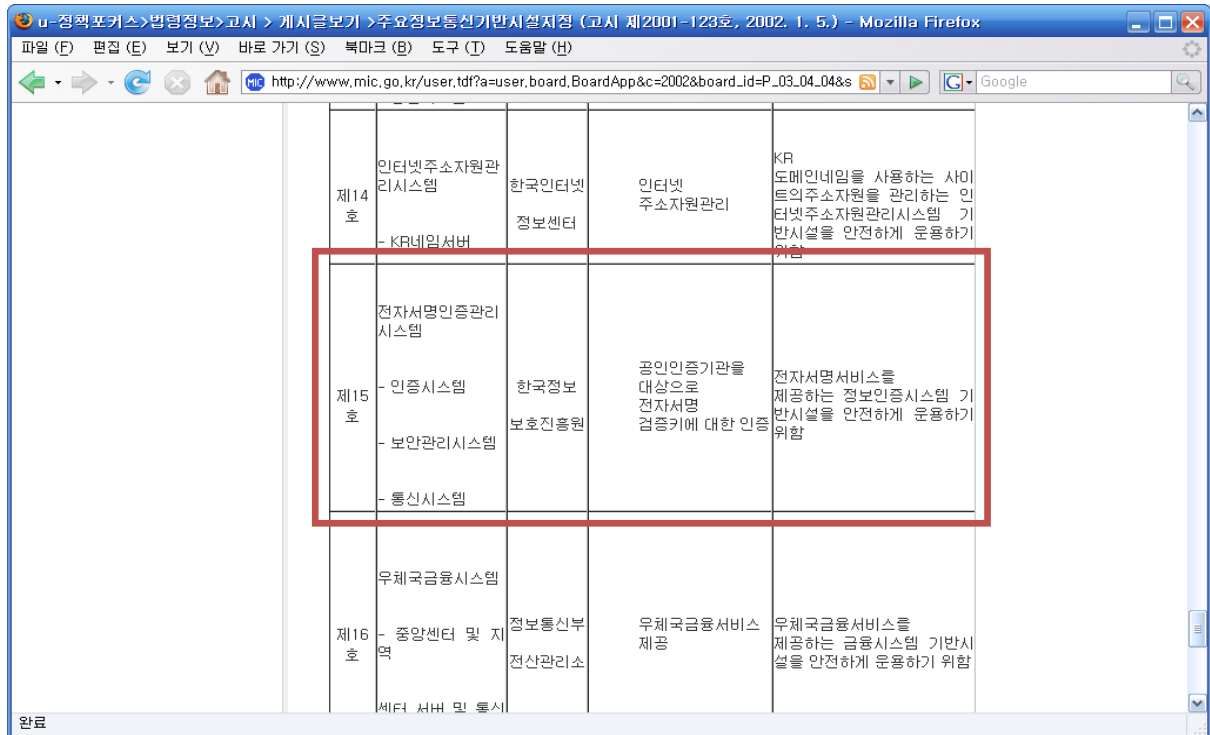


□ Find the MIC announcement that Root CA is designated as a critical information infrastructure

http://www.mic.go.kr/user.tdf?a=user.board.BoardApp&c=2002&board_id=P_03_04_04&seq=207&ctx=&bad=&isSearch=true&searchVal=%C1%D6%BF%E4%C1%A4%BA%B8%C5%EB%BD%C5%B1%E2%B9%DD%BD%C3%BC%B3&basic=SUBJECT&npp=10&cp=1&pg=1&mc=P_03_04_04

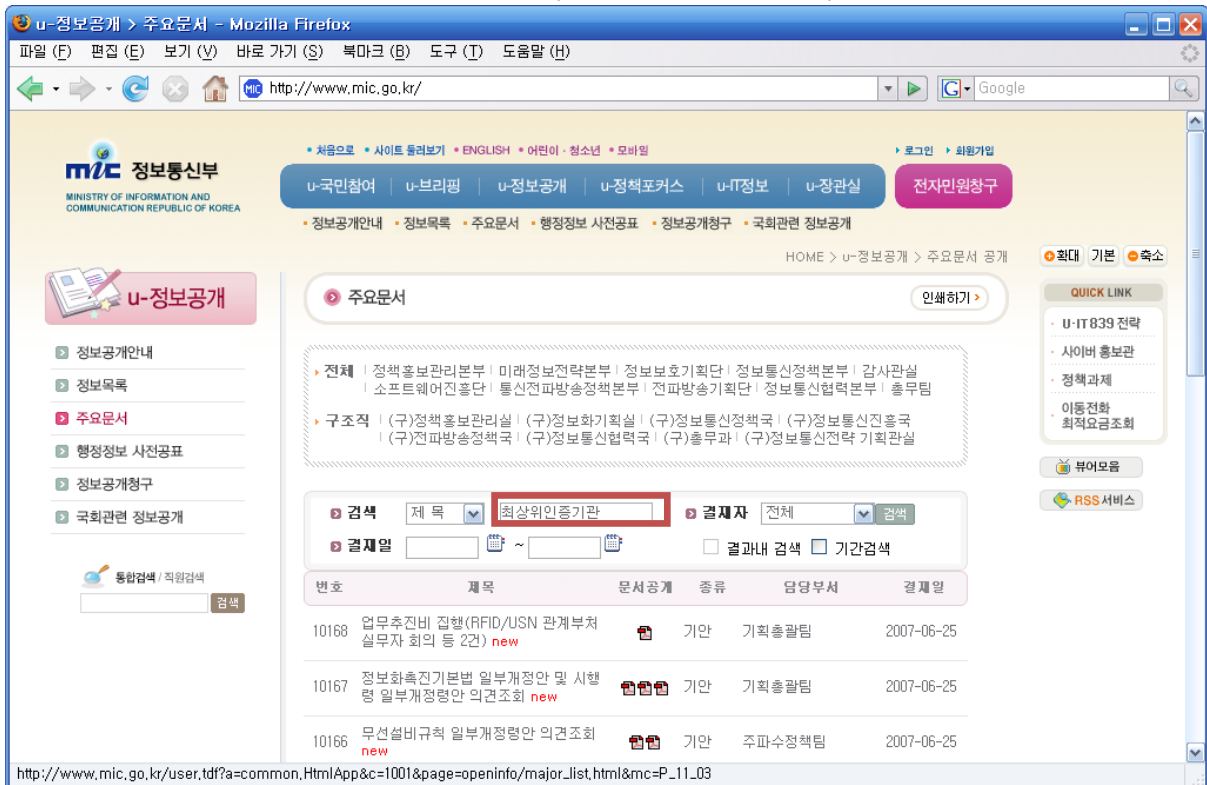


□ Find the official document which was sent from MIC to MS

1. Visit MIC homepage (www.mic.go.kr).



2. Click "u-정보공개 > 주요문서" and then input "최상위인증기관", push the button "검색".



3. Confirm and Verify by clicking the searching result.

The screenshot shows the u-Information Disclosure website in a Mozilla Firefox browser. The page title is 'u-정보공개 > 주요문서 - Mozilla Firefox'. The address bar shows 'http://www.mic.go.kr/'. The website header includes the MIC logo and navigation links like 'u-국민참여', 'u-브리핑', 'u-정보공개', 'u-정책포커스', 'u-IT정보', and 'u-장관실'. A search bar is visible with the text '최상위인증기관' and '결과자 전체'. Below the search bar, there is a table of search results. The first result is highlighted with a red box and contains the following text:

번호	제목	문서공개	종류	담당부서	결재일
1	최상위인증기관(한국정보보호진흥원)의 주요 정보통신기반시설의 보호대책에 대한 이행확인		기안	정보보호산업과	2005-05-20

At the bottom of the page, there is a '완료' (Complete) button.