

Search

Flexible drop-down attributes

Version: 0.1
Firefox
Jan 23, 2018
Author: Eric Pang
©2018 Mozilla Corporation



1.1 Table of Contents

1.1 Background.....	3
1.2 Spacing.....	4
1.3 Ordering/Placement.....	5
1.4 Horizontal/Vertical Dividers	6
1.5 Subheadings.....	7
1.6 Font.....	8
1.7 Highlight (Mouse and Keyboard).....	9
1.8 Icons.....	10

1.2 Background

1

Colour

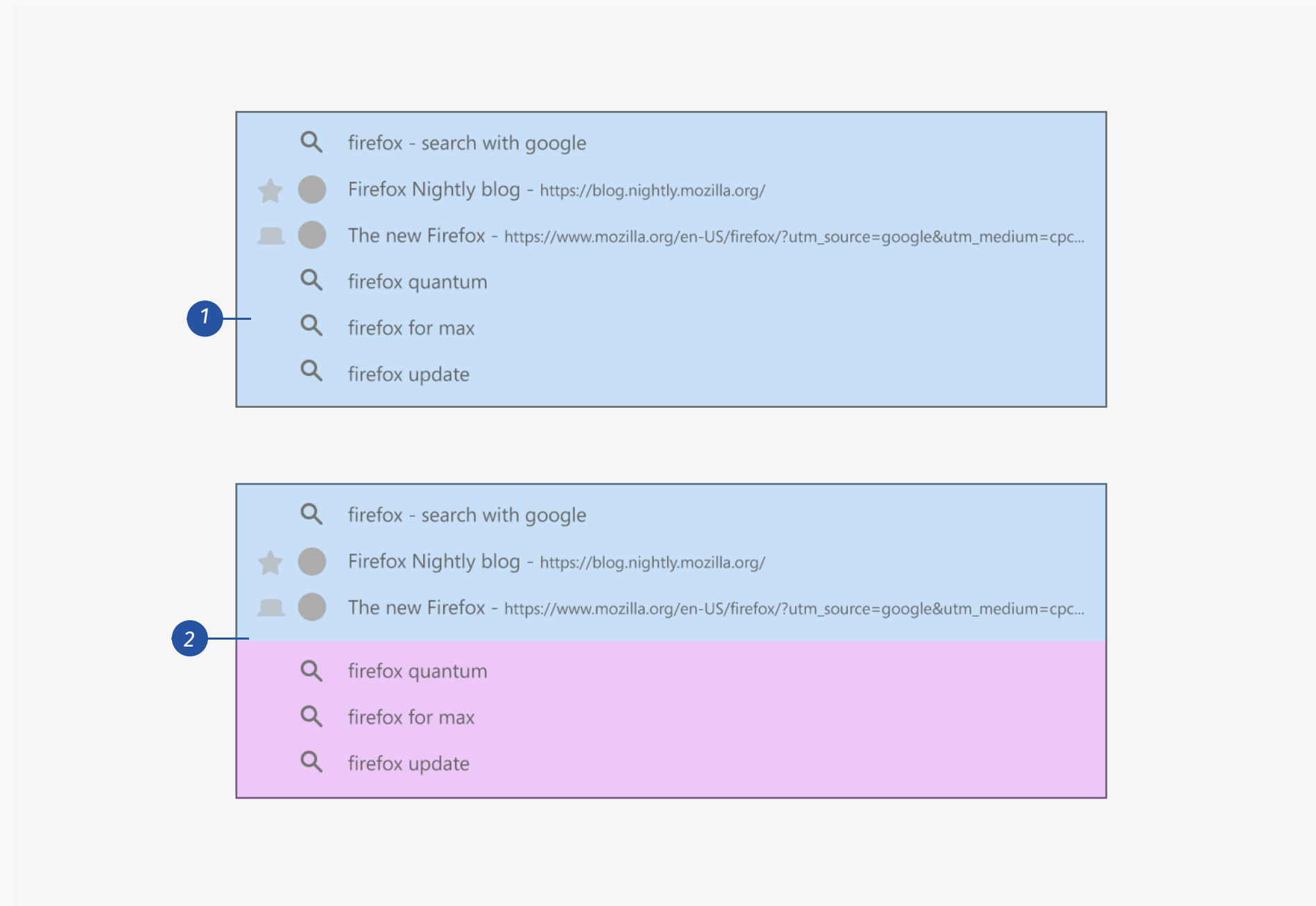
Change the background colour of the search drop-down

2

Colour by Section

Change the background colour for each individual section

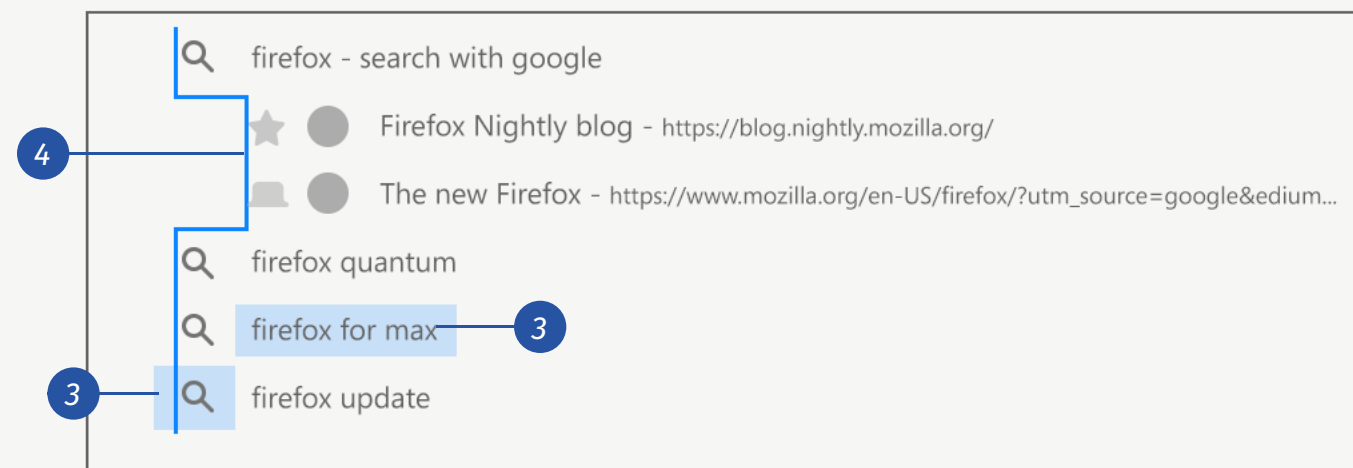
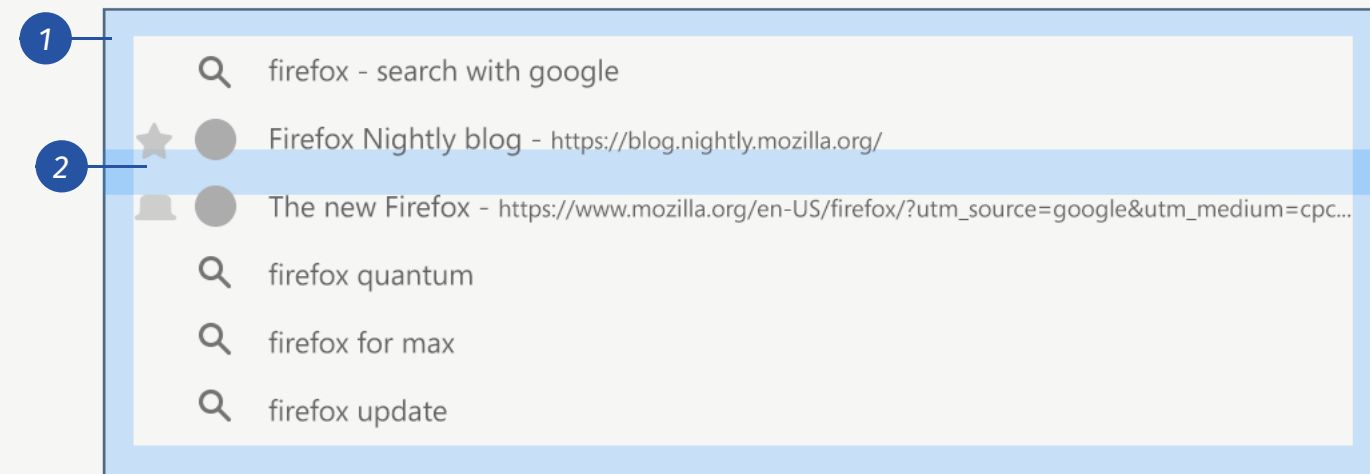
Component Breakdown



1.3 Spacing

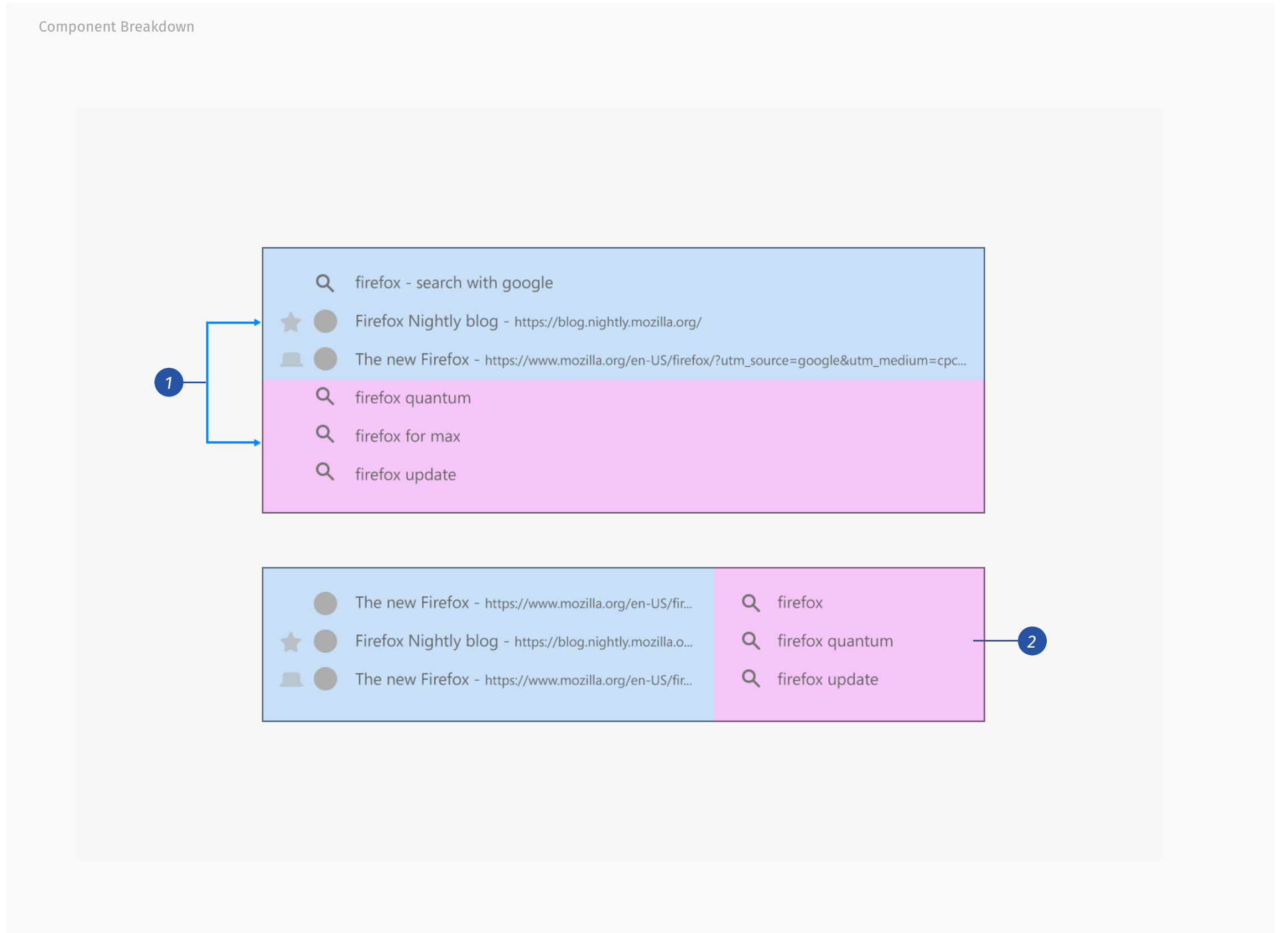
1	Margins Adjust the margin around the contents of the drop-down
2	Line Breaks Adjust spacing between line items
3	Padding Adjust spacing around type and icons
4	Alignment Adjust alignment of list items

Component Breakdown



1.4 Ordering/Placement

- 1** Reordering Result types
Order results by type (ex, history, bookmarks, search results)
- 2** Location of Result types
Change layout display types of results



1.5 Horizontal/Vertical Dividers

1	Colour Change the colour of the div line
2	Positioning Horizontal or vertical divider lines can be placed and positioned
3	Set width/height Adjustable size of divider6 line

Component Breakdown

The diagram illustrates three examples of how a horizontal or vertical divider can be used to separate content in a list of search results. Each example is enclosed in a rectangular box.

- Example 1 (Top):** A horizontal blue divider line separates the top three search results from the bottom two. Callout 1 points to the left side of the divider, and callout 2 points to the right side.
- Example 2 (Middle):** A vertical blue divider line separates the top three search results from the bottom three. Callout 2 points to the bottom side of the divider.
- Example 3 (Bottom):** A horizontal blue divider line separates the top three search results from the bottom two. Callout 3 points to the left side of the divider.

The search results in each example are:

- firefox - search with google
- Firefox Nightly blog - <https://blog.nightly.mozilla.org/>
- The new Firefox - https://www.mozilla.org/en-US/firefox/?utm_source=google&utm_medium=cpc...
- firefox quantum
- firefox for max
- firefox
- firefox quantum
- firefox update

1.6 Subheadings

1

Per section

Add sub-headers per section

2

Ability to combine sections

Add sub-headers for sections that may be combined (ex. History & Bookmarks)

Component Breakdown

2

History & Bookmarks



Firefox Nightly blog - <https://blog.nightly.mozilla.org/>



The new Firefox - https://www.mozilla.org/en-US/firefox/?utm_source=google&utm_medium=cpc...

1

Google Search Results



firefox quantum



firefox for max

1.7 Font

1	Size Adjustable font size
2	Colour Adjustable font colour
3	Alignment (title and url) Adjustable alignment settings for title and url

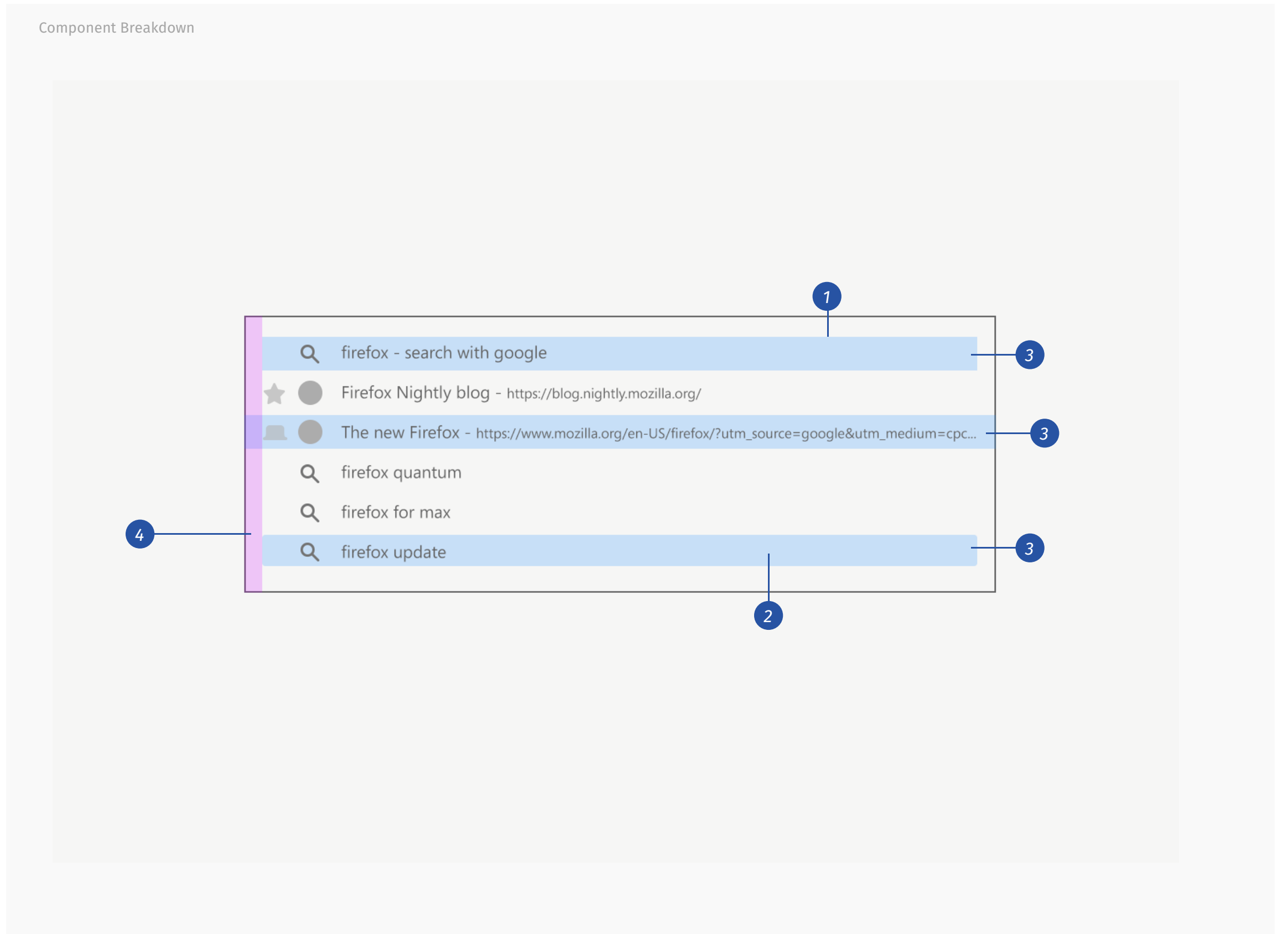
Component Breakdown

The diagram illustrates the font component breakdown for a search results list. It shows a list of search results with the following items:

- Search query: **firefox - search with google** (Callout 1)
- Result 1: **Firefox Nightly blog** (Callout 2) with URL <https://blog.nightly.mozilla.org/>
- Result 2: **The new Firefox** (Callout 2) with URL https://www.mozilla.org/en-US/firefox/?utm_source=goo...
- Result 3: **firefox quantum** (Callout 3)
- Result 4: **firefox for max** (Callout 3)
- Result 5: **firefox update** (Callout 3)

1.8 Highlight (Mouse and Keyboard)

1	Colour Changeable highlight colour
2	Opacity Adjust opacity
3	Shape Change shape between rectangle and rounded rectangle with radius control
4	Margins Adjust margins of highlights



1.9 Icons

1

Default Colour & Opacity

Change the colour and opacity

2

Hover colour & opacity

Change the colour and opacity of the icon on hover

Component Breakdown

