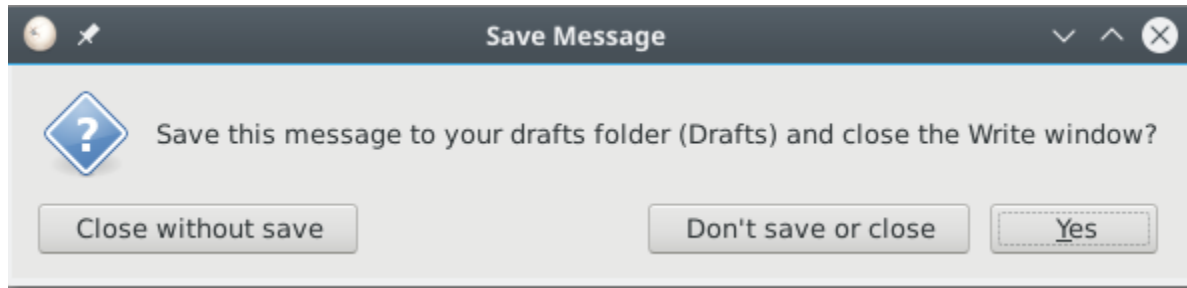


Close Write window with unsaved content

If you close the Write window with changes made to the content. Write window becomes gray and this appears over it.



Yes (default action): Save the draft and finish closing the Write window.

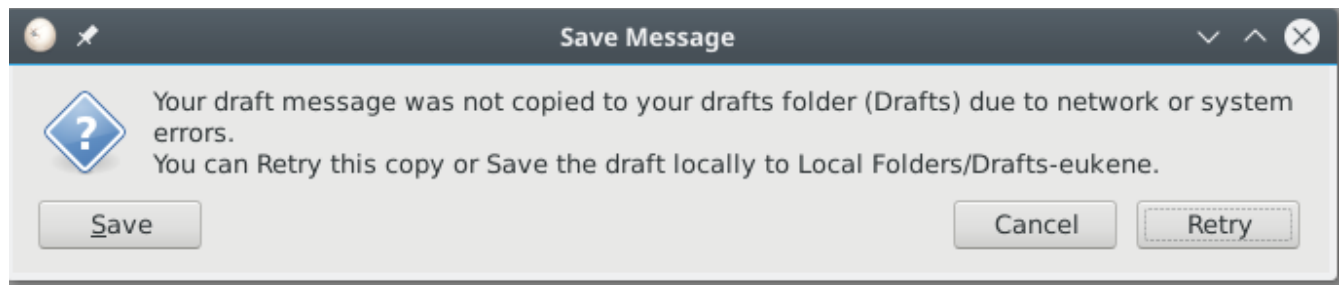
Close without save: Finish closing the Write window and don't try to save a draft.

Don't save or close: Returns back to write window with no draft saved.

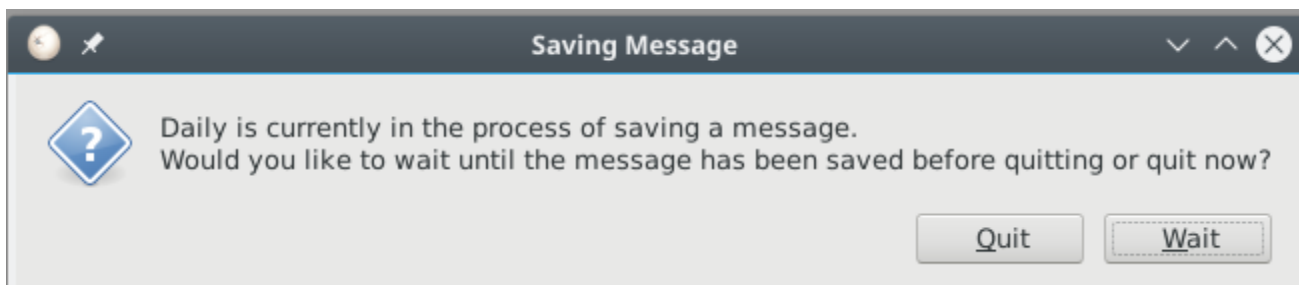
Note: a 4th possible choice here would be to save the draft and return back to Write window. There is no button for that. However, this action is possible once the Write window is returned to via the Save toolbar.

Errors occur while save a draft

If save to drafts encounters errors while closing the Write window, the Write window becomes accessible again and a “Copying message to drafts...” appears in the status bar at the bottom of the Write window with moving progress indicator on the right. After a while, the following error message comes up.

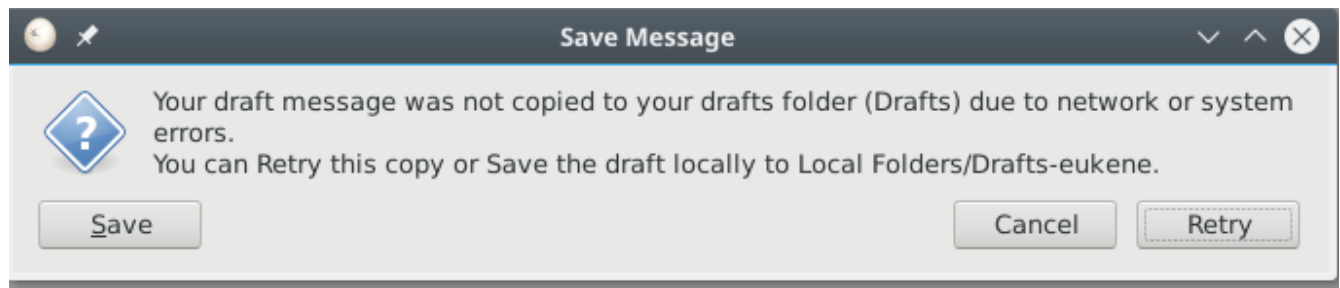


But if this messages does not appear within a reasonable time you can close the Write window again. You will see a prompt to either continue waiting or exit now:



Wait (default select): Returns to the Write window and you can continue waiting

Quit: If you select this the 3-button “Your draft was not copied...” message occurs again:



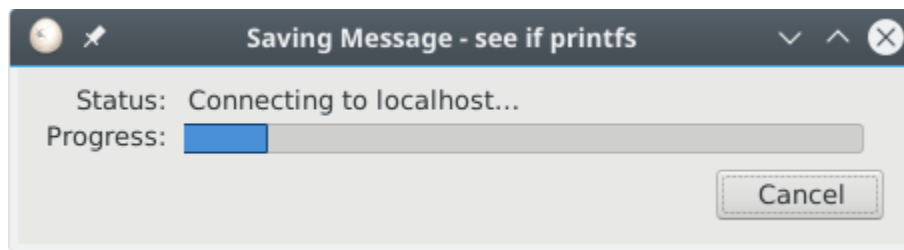
Retry (default action): This restarts or continues the save process. You will be able to retry two times before the this prompt goes away and the Write window is accessible again, but read-only. If the error clears while retrying, the Write window goes away. If not, the above message will reappear after the save times out again or you can exit the now read-only Write window and also cause this to come back.

Save: Save to a special folder in Local Folders instead of attempting to save to the configured drafts folder.

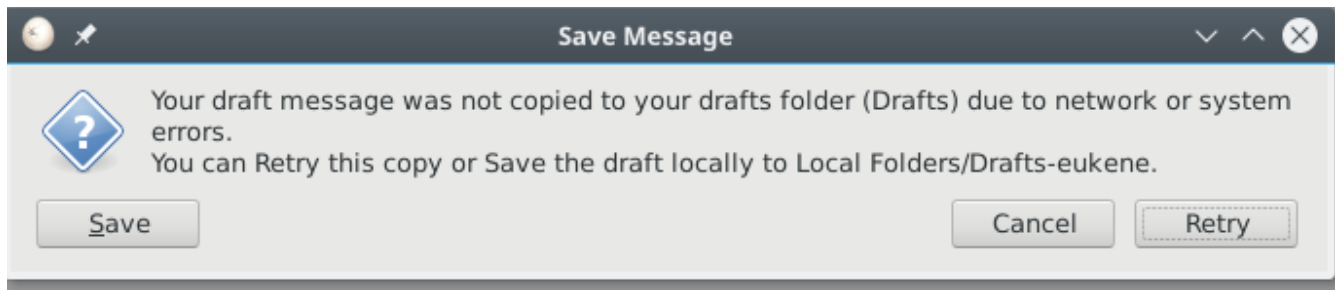
Cancel: Give up trying to save the draft. This will return you back to the fully functional Write window with the original content. You can save to a file if desired and then determine why save errors are occurring.

Error while saving draft from Save toolbar

The same error message will occur when you attempt to save a draft from the Save toolbar on the Write window and problems are encountered. The only difference is that you will not see a read-only Write window but instead a progress message like this:



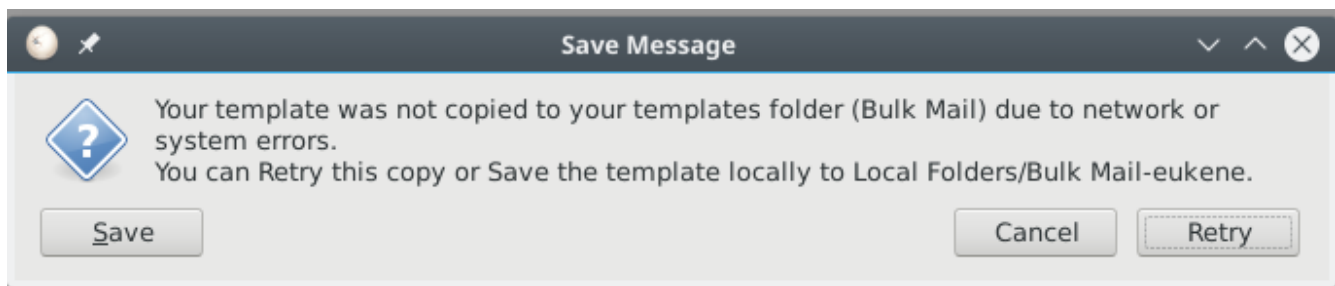
You can wait for this to timeout or, if impatient, click Cancel and this same error message will appear:



Retry, after the 2nd click, will bring back the “Saving Message” progress message. Save means save to Local Folders as described while Cancel bring you back to the fully functional Write window with contents still not saved.

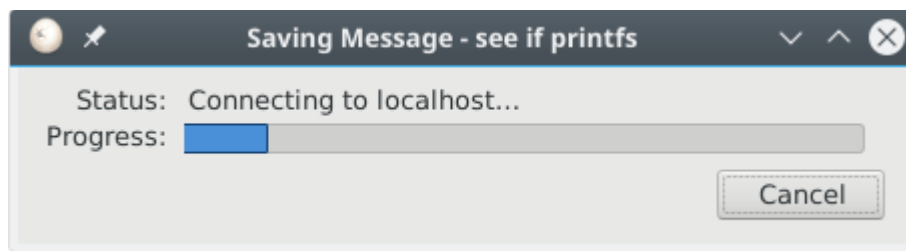
Error while saving template from Save toolbar

Also, from the Write window Save toolbar you can save the message as a template. This works exactly like saving a draft except the error message says this if problems occur:

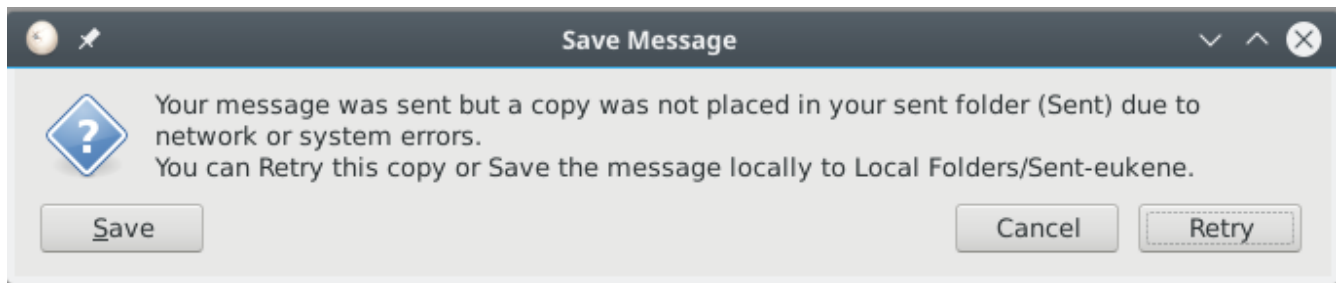


Error when unable to save sent message to Sent folder

When an attempt is made to send a message and a save to the configured “sent” folders encounters problems, similar messages will appear. As with saving drafts and templates from the Save toolbar, you will see the same progress indicator for a while:



When the save attempt times out, or if you are impatient and hit Cancel, the error message appears:



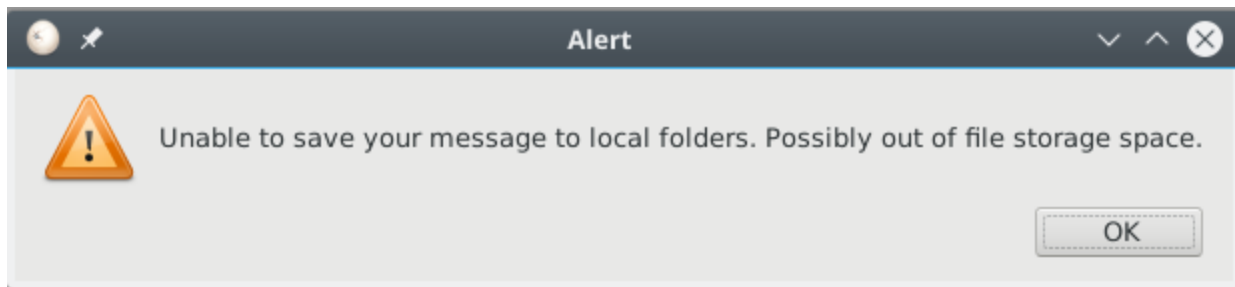
Retry (default action): Restarts or continues the save attempt to the configured “Sent” folder. After the 2nd retry attempt the above progress message appears again and may timeout or be canceled again. If the error clears during the retry process allowing the message to be copied to the configured Sent folder, any error messages and the Write window disappear.

Save: Save to a special folder in Local Folders instead of attempting to save to the configured Sent folder.

Cancel: Give up trying to save to configured Sent folder. This will return you back to the fully functional Write window with the original content. You can save to a file if desired and then determine why save errors are occurring.

Error when saving to Local Folders

One other error can occur that should be mentioned. When the option to save to Local Folders is attempted when saving drafts, templates or to Sent, it is possible that this could fail. If so, this message appears:



OK: Returns you back to the fully functional Write window with possibly unsaved content.