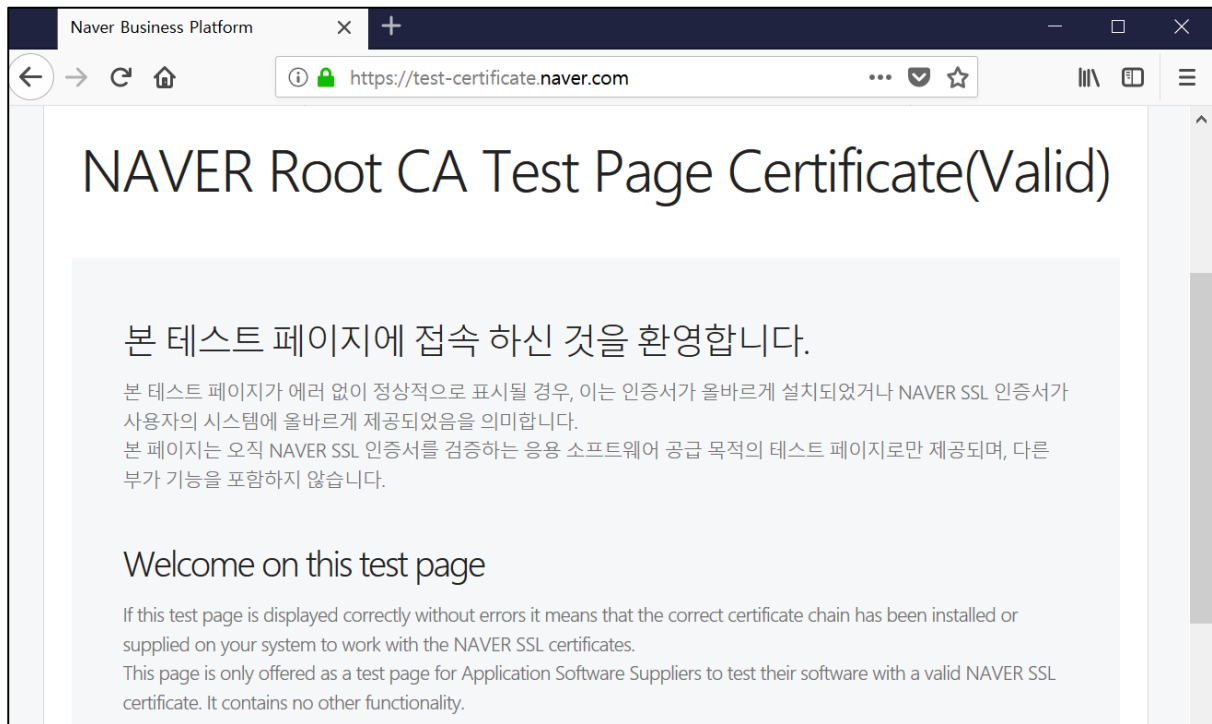


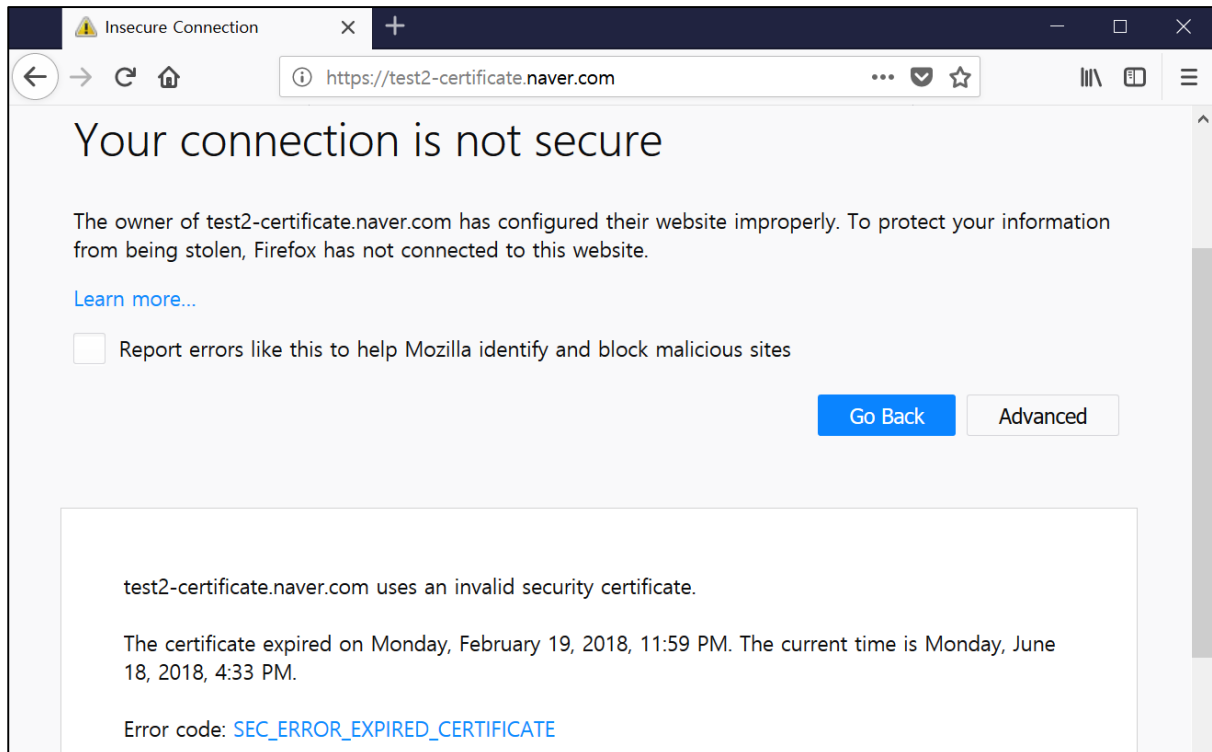
## Test Website – Valid

https://test-certificate.naver.com/



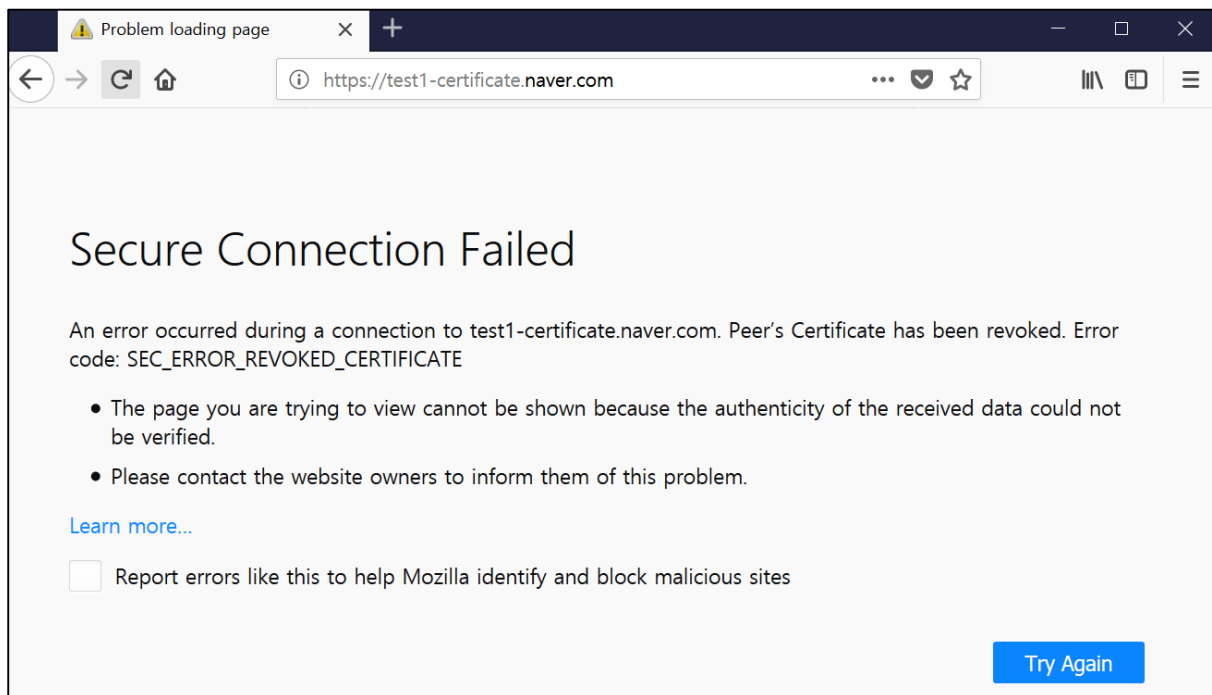
## Test Website – Expired

https://test2-certificate.naver.com/



## Test Website – Revoked

https://test1-certificate.naver.com/



The screenshot shows a web browser window with a dark theme. The address bar displays the URL `https://test1-certificate.naver.com`. The main content area features a large heading "Secure Connection Failed" and a detailed error message: "An error occurred during a connection to test1-certificate.naver.com. Peer's Certificate has been revoked. Error code: SEC\_ERROR\_REVOKED\_CERTIFICATE". Below the message is a bulleted list of two points: "The page you are trying to view cannot be shown because the authenticity of the received data could not be verified." and "Please contact the website owners to inform them of this problem." There is a blue link "Learn more..." and a checkbox labeled "Report errors like this to help Mozilla identify and block malicious sites". A blue "Try Again" button is located in the bottom right corner.

Problem loading page

https://test1-certificate.naver.com

## Secure Connection Failed

An error occurred during a connection to test1-certificate.naver.com. Peer's Certificate has been revoked. Error code: SEC\_ERROR\_REVOKED\_CERTIFICATE

- The page you are trying to view cannot be shown because the authenticity of the received data could not be verified.
- Please contact the website owners to inform them of this problem.

[Learn more...](#)

Report errors like this to help Mozilla identify and block malicious sites

Try Again