

Download Panel & Content Handler

Mozilla Firefox

Release Notes

V 0.1	APR 08, 2016	Morpheus Chen	Create draft for download panel & content handler
	APR 10, 2016	Morpheus, Bryant Mao	Create download flow chart
	APR 13, 2016	Morpheus, Bryant	Create hover flow and download icon on toolbar flow
V 0.2	APR 16, 2016	Morpheus, Bryant	Update hover flow and add malware, uncommon and unwated
	APR 20, 2016	Morpheus, Bryant	Add flow for content handler
	APR 26, 2016	Morpheus, Bryant	Update flow for hover state and content handler
V 0.3	APR 28, 2016	Morpheus, Bryant	Update grouped notifications, clear list, and hover state.
	APR 30, 2016	Stephen Horlander, Morpheus, Bryant	Blend in Stephen’s previous proposals about download panel
V 0.4	MAY 06, 2016	Sevaan Franks, Morpheus, Bryant	Include all detailed spec from Sevaan about malware
V 0.8	MAY 13, 2016	Morpheus, Bryant	Update badge design, right click and content handler
V 0.9	MAY 16, 2016	Morpheus, Bryant	Update handler locations and split to file and protocol handlers
V 1.0	MAY 25, 2016	Morpheus, Bryant	Add flow of removing file/protocol type from handler
			Add flow of opening default/non-default protocol link
			Update current/redesigned content handling flow chart
			Add project briefing
V 1.1	JUN 23, 2016	Morpheus, Bryant	Put “pause” feature back to contextual menu
			Edit native app for protocol



Release Notes

V 1.2 JUL 07, 2016 Morpheus, Bryant

Update copy strings, find more details here: <https://goo.gl/lixc90>

Update 5.4.2 for unknown size download

Create 5.8 Duplicate downloads

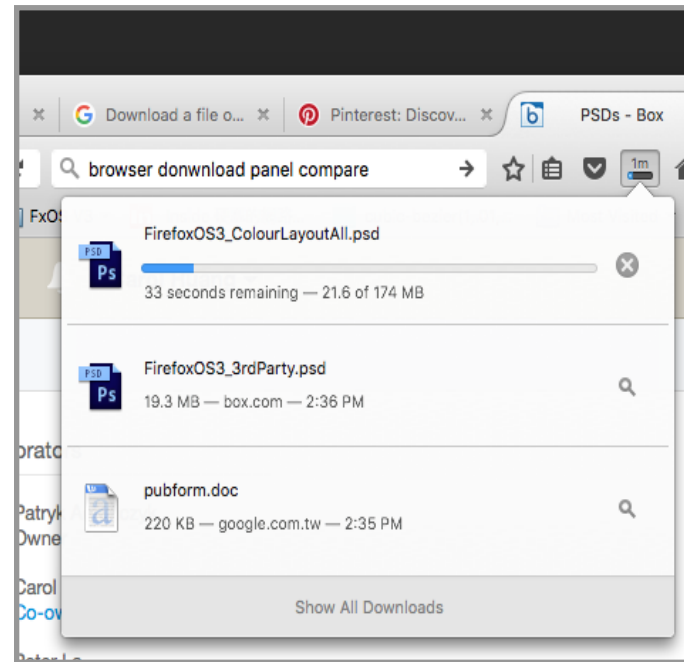
Remove all “Add-on” in file handler section

Update 6.5 for “Always Ask” and Edit for OS default application

Create 6.6 for special cases, including web feed, podcast, etc

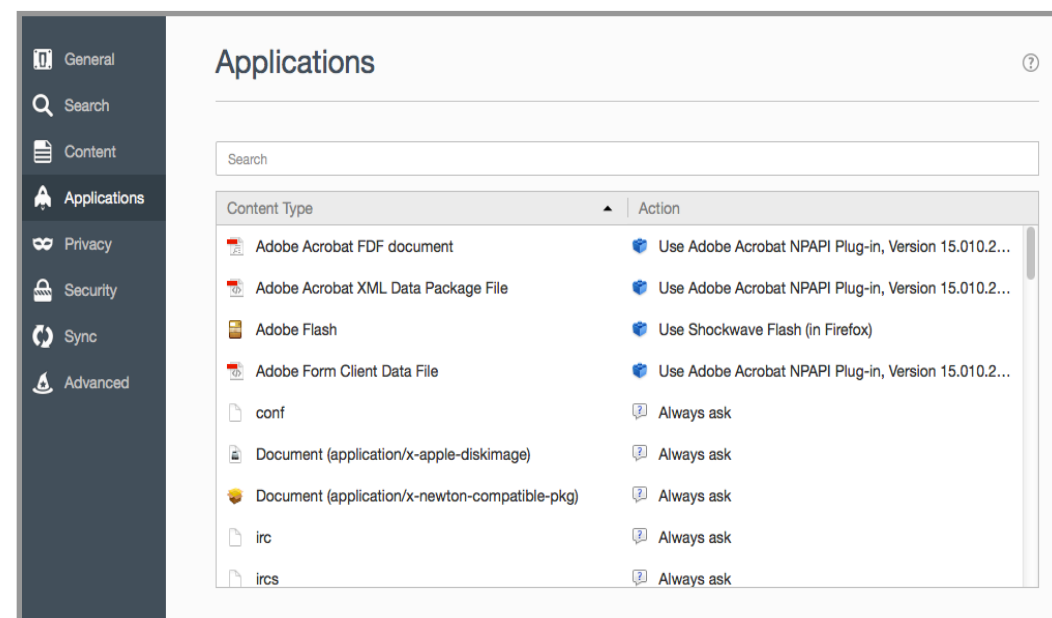


OVERVIEW



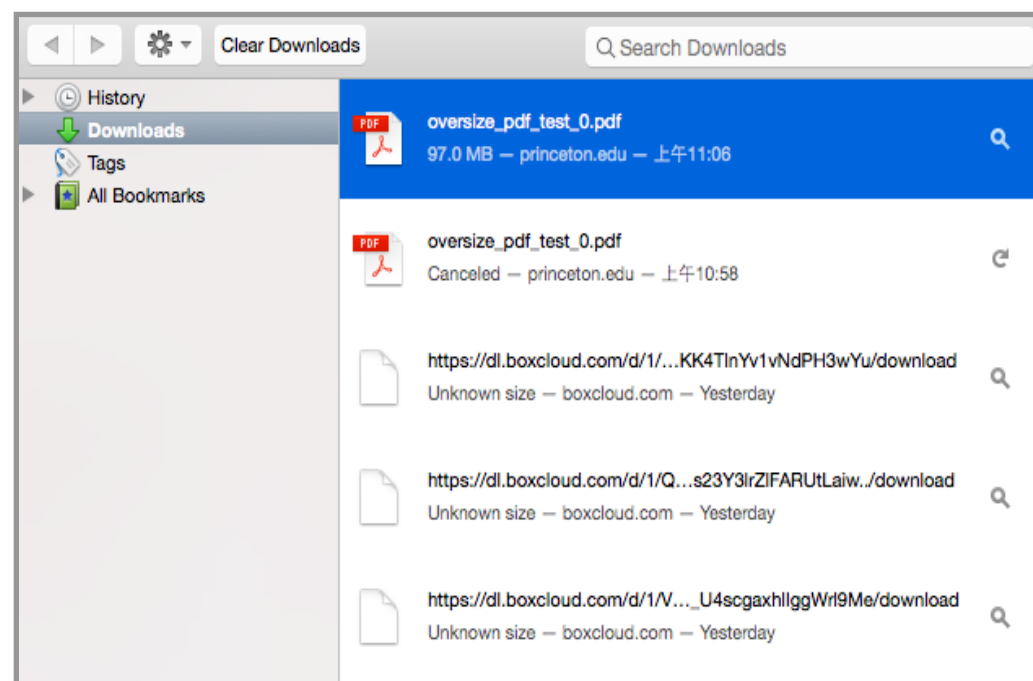
Download panel

The section includes the UX details for download icon on toolbar, download panel and all download status. The design principle is to provide the most important information and useful actions for entire download flow.



Applications

The section includes the UX details for file handlers, protocol handlers and advanced settings. Content handler provides specific configurations for user to control the default settings for different files and protocols.



Download library (Out of scope)

The section contains the UX details for download manager. Download manager is another space to provide user not only entire download history but also more actions than download panel.

Note: it is planned to blend into activity stream



Project Briefing

*Streamline the experience of utilizing the web content,
but do not lose the flexibility Firefox has by keeping advanced options in context.*

OVERALL

- *Access to content as fast as possible*
- *Raise the awareness of overall content handling process*
- *Do what the web do best and handover tasks to OS if it can do better*
- *Information and actions should be delivered contextually*
- *Make the default action easy, the advanced powerful*

FILE

- *Preview the file in the browser as long as we can. otherwise download it directly*
- *Make concurrent downloads in summary more visible*
- *Allow users to use different handlers to render files on browser*

PROTOCOL

- *Only request users' attention if there is no available handler to open the protocol*
- *Make handler of preference more visible and understandable*
- *Allow users to set applications as specified handler in one click*

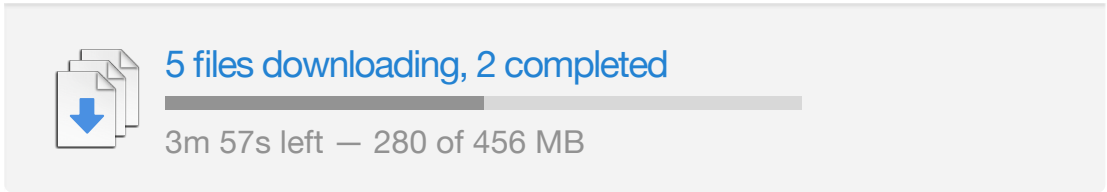


Term Specification

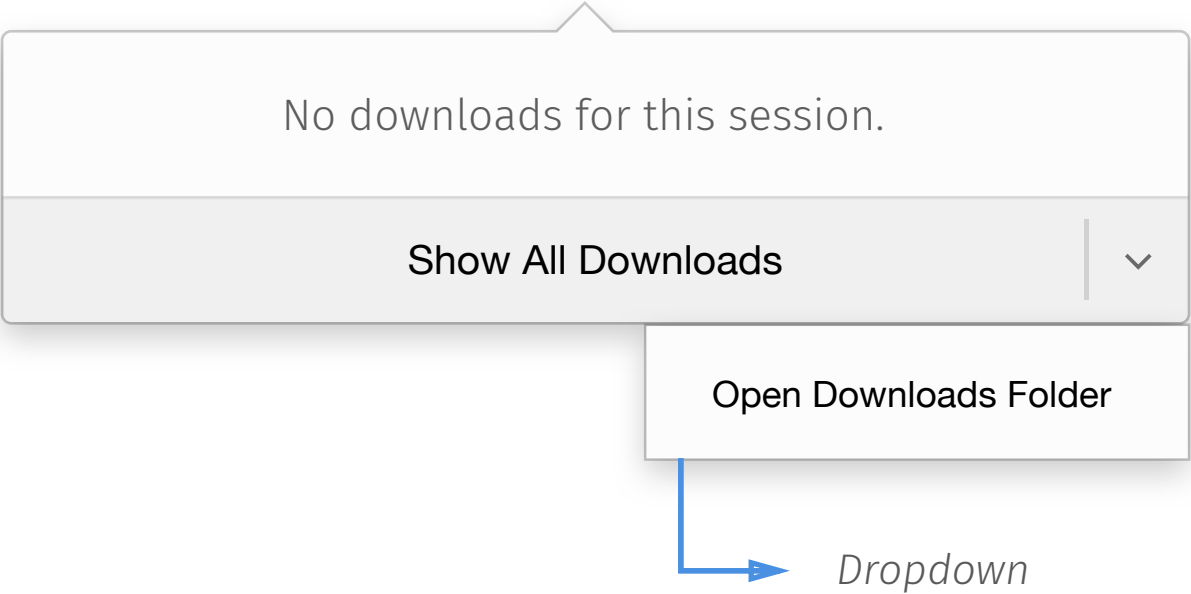
Notification



Download Summary



Download Panel

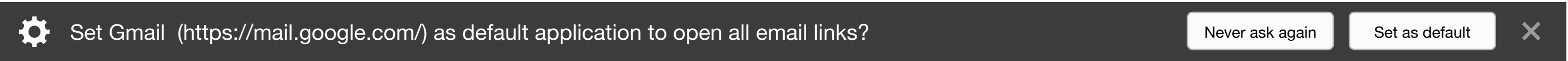


Handler

Protocol	Default Action
mailto	Open with Gmail
irc	Open with Mitbit
webcal	Open with 30 boxes

→ Default Handler

Notification Bar

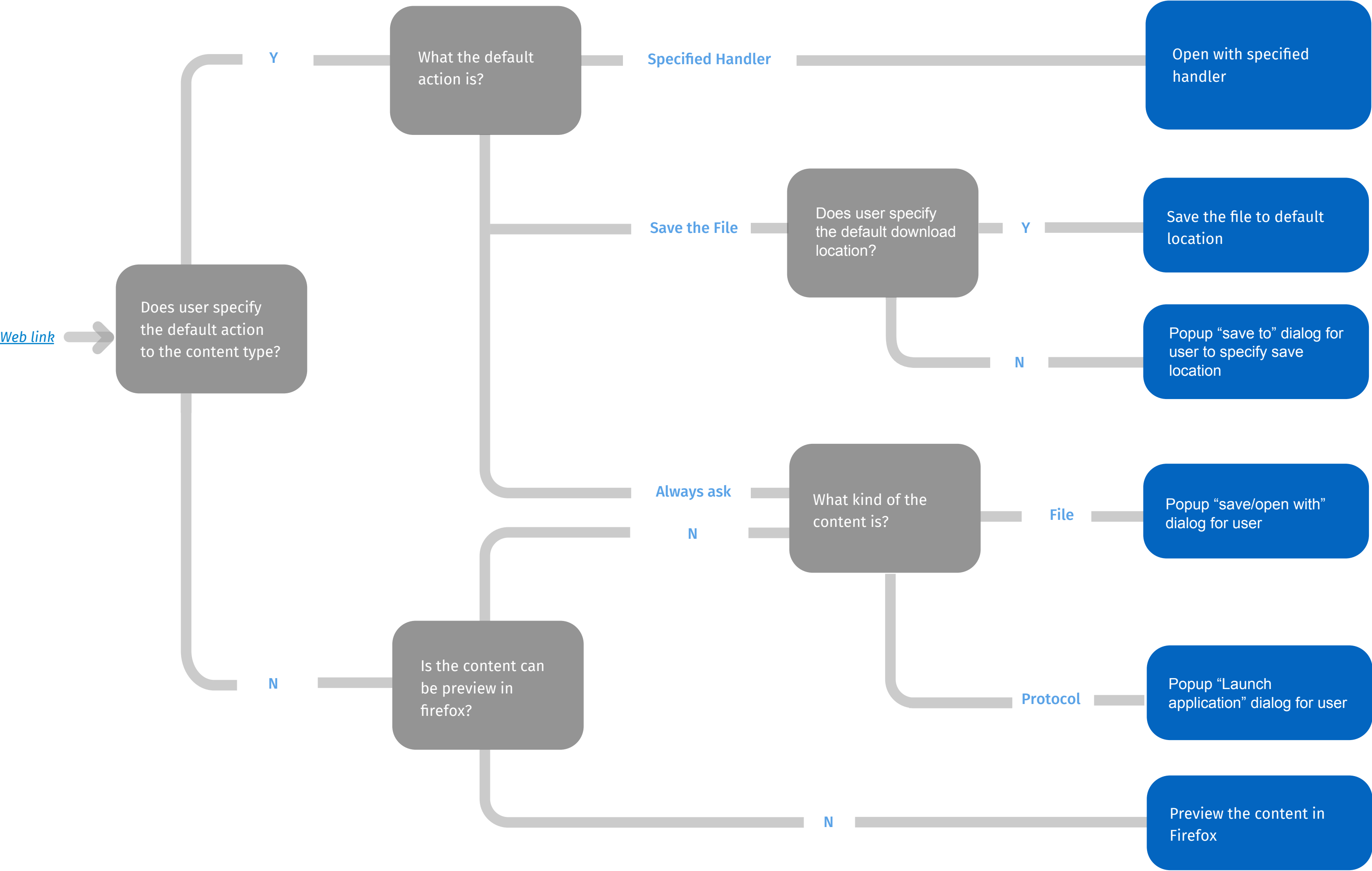


Term Specification

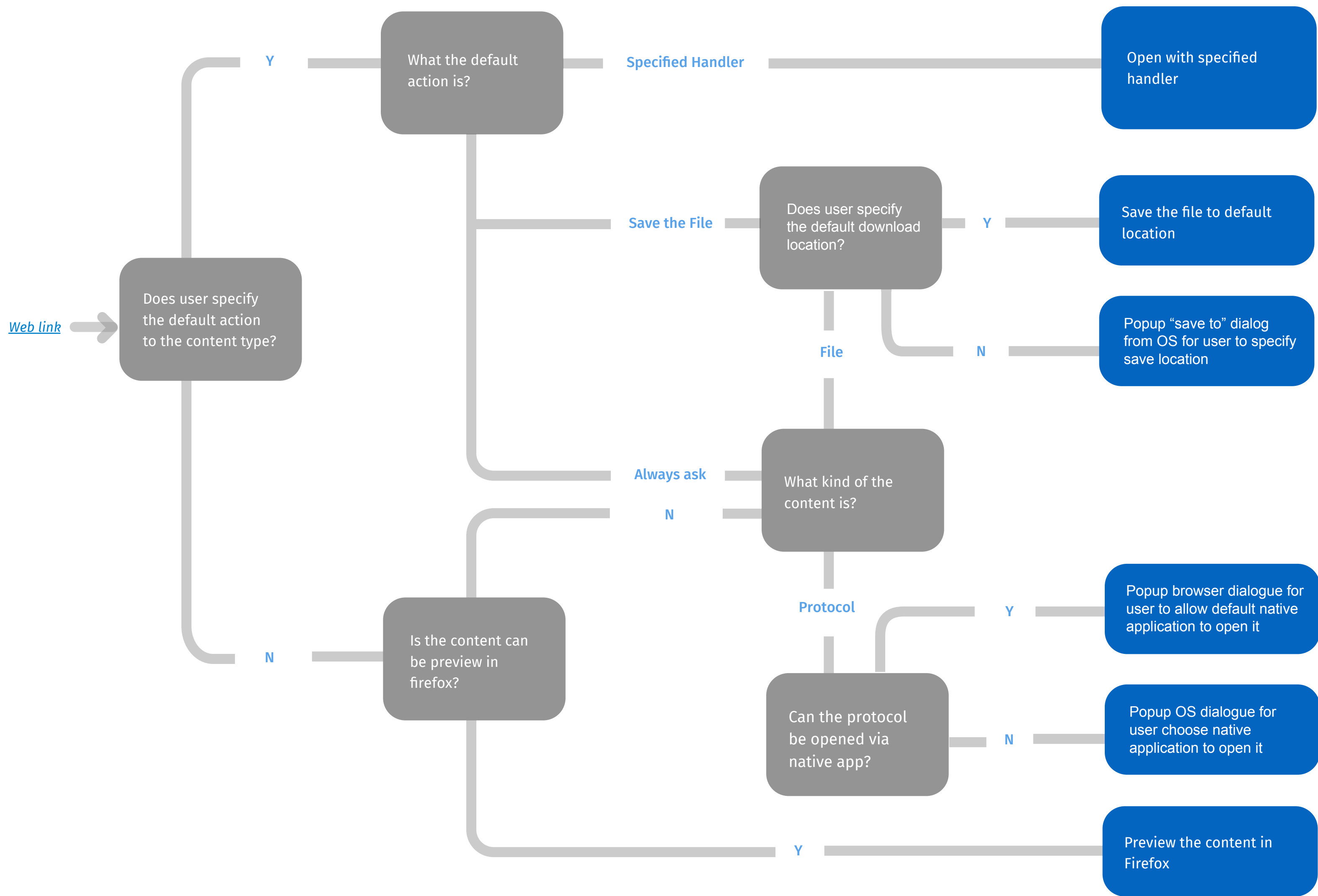


CONTENT HANDLER

Current Content Handling Flow



Redesigned Content Handling Flow



Handling Options in Handler (Application)

	File	Protocol	
Current	<ul style="list-style-type: none">• Preview in Firefox		
	<ul style="list-style-type: none">• Always ask	<ul style="list-style-type: none">• Always ask	
	<ul style="list-style-type: none">• Save File		
	<ul style="list-style-type: none">• Use other (Native app)	<ul style="list-style-type: none">• Use other (Native app)	
	<ul style="list-style-type: none">• Web app	<ul style="list-style-type: none">• Web app	
	<ul style="list-style-type: none">• Add-ons	<ul style="list-style-type: none">• Add-ons	
	<ul style="list-style-type: none">• Native app	<ul style="list-style-type: none">• Native app	
		<ul style="list-style-type: none">• Application Details	
Redesigned	<ul style="list-style-type: none">• Web app/plug-in/extension	<ul style="list-style-type: none">• Web app/plug-in/extension	
	<ul style="list-style-type: none">• Preview in Firefox	<ul style="list-style-type: none">• Native app	
	<ul style="list-style-type: none">• Download file	<ul style="list-style-type: none">• Always ask	

Action + Application

Mixing actions and application which confuses user

Application

Highlight applications as main options to open file/protocol



Handlers in Preferences

General

Search

Content

Applications

Privacy

Security

Sync

Advanced

Applications

File Handler

Choose how Firefox handles the files you access from the Web.

Search by file type or application

File Type	Default Action
pdf	Preview with Firefox ▼

Protocol Handler

Choose what happens when you select a link that contains a Web protocol (for actions like sending email or creating a calendar item).

Search any protocol or application

Type	Default Action
mailto	Open with Gmail ▼
irc	Open with Mibbit ▼
webcal	Open with 30 boxes ▼

**Handler location might be changed as Preferences is currently under redesigning*








File Handler

File Handler

Choose how Firefox handles the files you access from the Web.

Search by file type or application

File Type	Default Action
 pdf	<div><div> Preview in PDF viewer</div><div> Preview in PDF viewer</div><div> Preview in Firefox</div><div> Download file</div></div>

All installed Plug-in/Extension which support to preview this type of files will be listed under the default action list

If the file type is originally supported by Firefox browser, it will also display as an option.

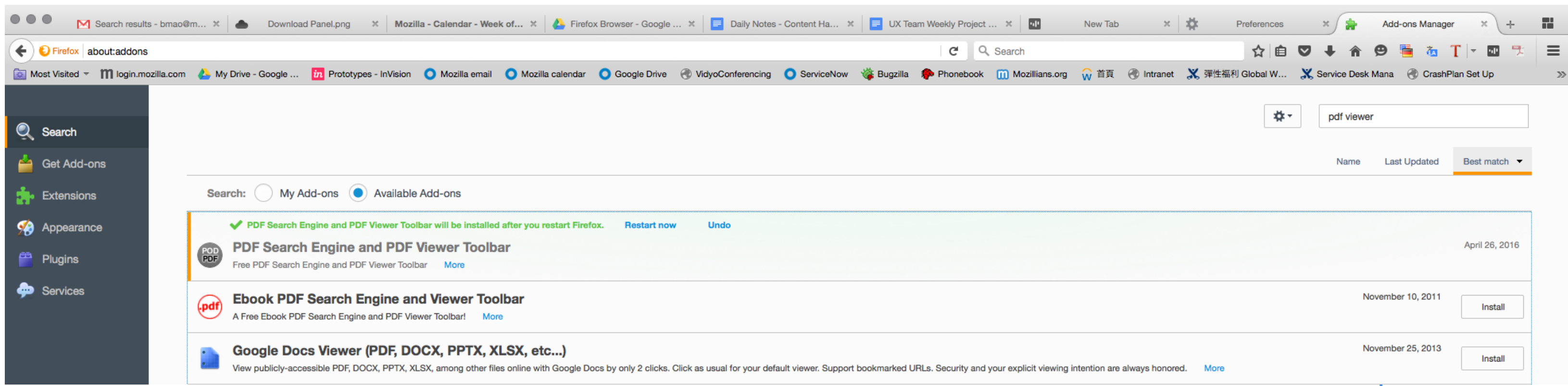
User can choose to directly save the file






* PDF file will be the only file type which is defined as default item in file handler.



Register Plug-in/Extension as File Handler

Install Plug-in/Extension which support to open a certain type of file




File Type	Default Action
 pdf	<div><div> Preview in Firefox</div><div> Preview in Firefox</div><div> Preview in PDF viewer</div><div> Download file</div></div>

Register the “File type” in file handler, and add the installed Plug-in/Extension as an option beneath the last added one to open the file



Remove File Handler



Disable

- 1. If users disable the Plug-in/Extension, disable the option from the list and set following one as default action.
- 2. If users enable it again, enable the Plug-in back in the list and set it as default.

Remove

If users remove the plug-in/Extension, remove the option from the list and set following one as default action

File Type	Default Action
pdf	Preview in Firefox

Original Option lists

Preview in PDF viewer

Preview in firefox

Download file

Disable PDF viewer

Preview in firefox

Preview in PDF viewer

Download file

Remove PDF viewer

Preview in firefox

Download file











Protocol Handler

Protocol Handler

Choose what happens when you select a link that contains a Web protocol (for actions like sending email or creating a calendar item).

Search any protocol or application

Type	Default Action
 mailto	<div><div>?</div>Always Ask<div></div></div>
 webcal	<div><div>?</div>Alwyas ask<div></div></div>
 irc	<div><div></div>Open with Gmail<div></div></div>
 ircs	<div><div></div>Open with Yahoo! Mail<div></div></div>
 web feed	<div><div></div>Open with Mail (default)<div></div></div>

Web app which added by users to open this type of protocols will be all listed under the default action list

User can remove a certain Web app from the list, please find “Remove protocol” section for more information.

User can change default OS application to open protocols


User can choose to directly open the protocol with default OS application.

Default protocol type

- 1. mailto
- 2. webcal
- 3. irc
- 4. ircs
- 5. web feed
- 6. video podcast
- 7. podcast

Option list

- 1. Gmail/Yahoo mail
- 2. 30 boxes
- 3. Mibbit
- 4. Mibbit
- 5. Add live bookmark in Firefox
- 6. Add live bookmark in Firefox
- 7. Add live bookmark in Firefox



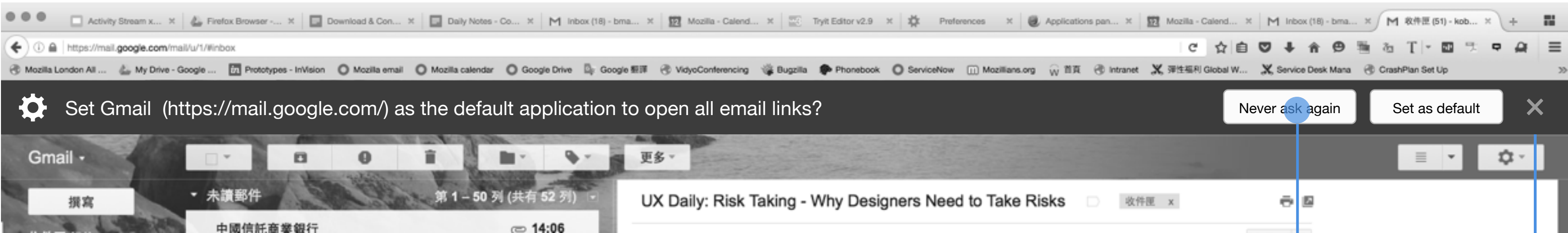
Choose default OS application

Note
Display this option when there isn't OS default application for the protocol type



Register Web App as Protocol/Mime Type Handler

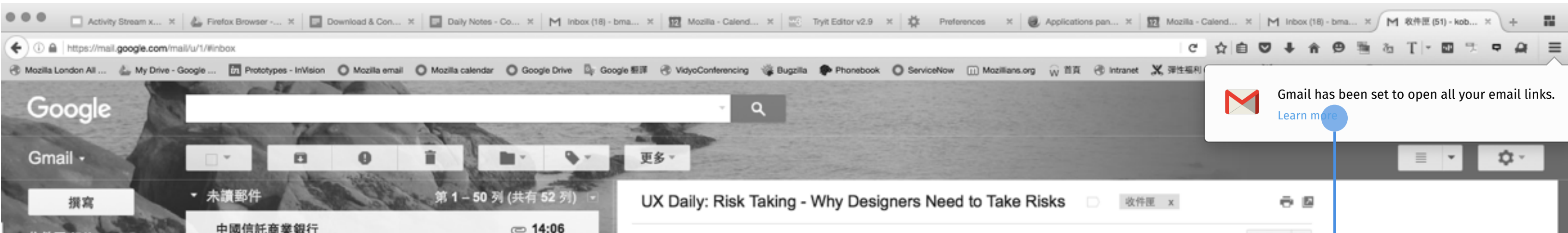
When users visit a web app that can handle certain types of protocol (and it's not in the default option list), pop out notification bar for user to add application as default handler to open the protocol.



Dismiss the notification bar and do not show it again

Dismiss the bar

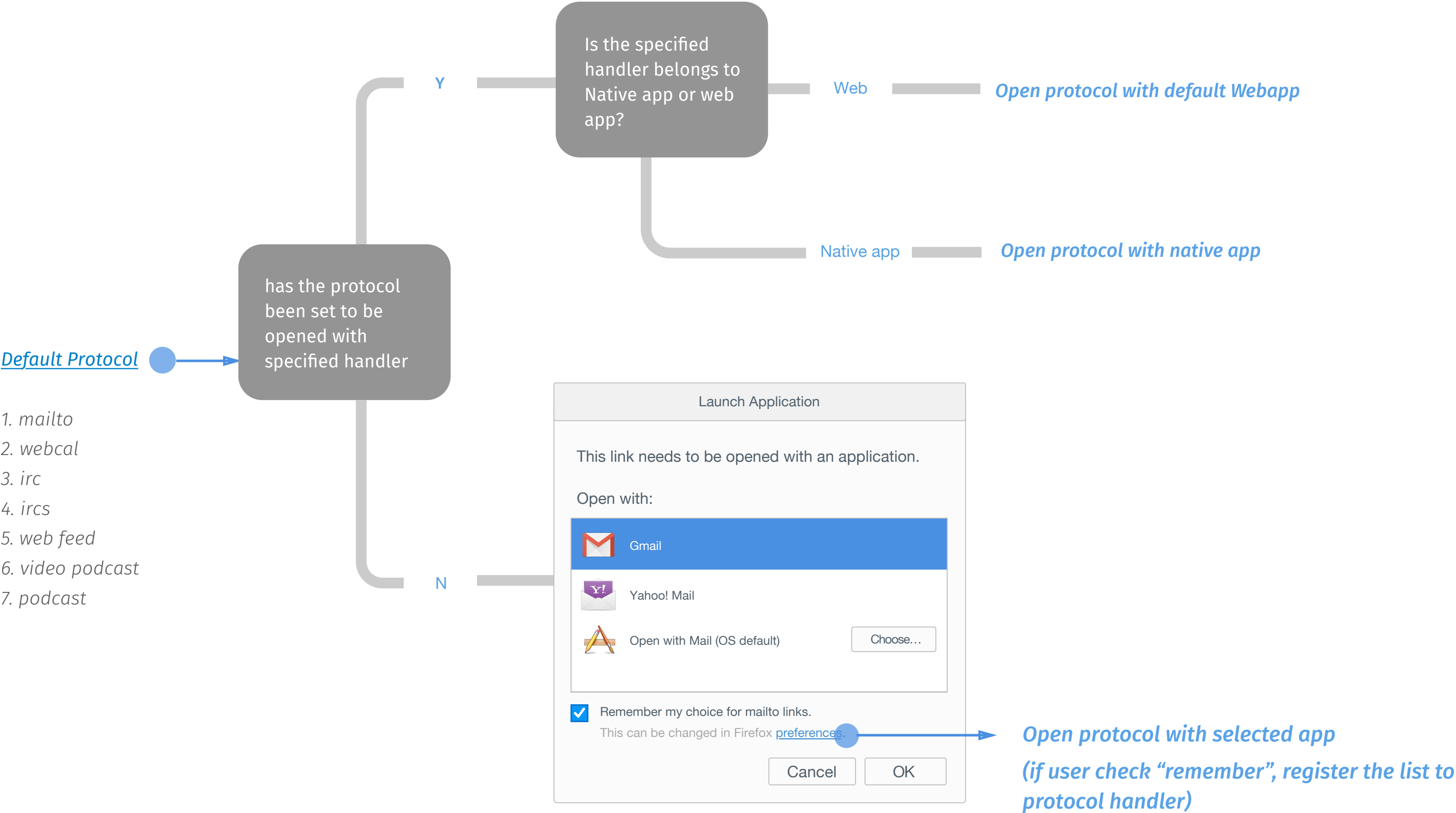
Prompt a notification to inform users. The notification will be dismissed after 5 seconds if there is no any further action.



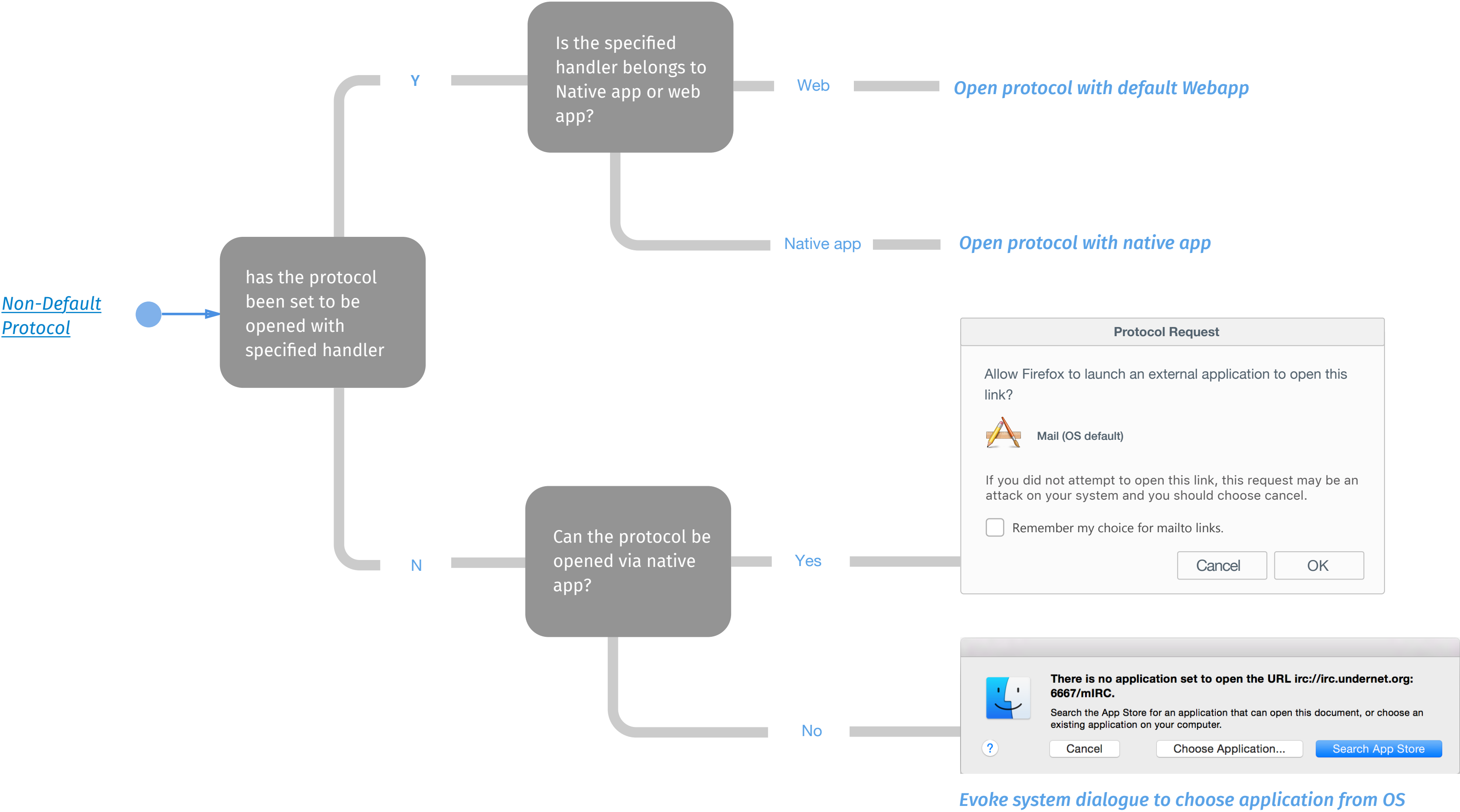
Open a new tab and link the page to protocol handler in Settings



Open Default Protocol



Open Non-default Protocol



Remove Protocol Handler

Protocol Type	Default Action
mailto	Open with Gmail
irc	Always Ask
webcal	Open with Gmail

When user removed the default web app, substitute the following web app as default option

Protocol Type	Default Action
mailto	Open with Gmail
irc	Always Ask
webcal	Open with Yahoo! Mail

Protocol Type	Default Action
mailto	Open with Mail (default)
irc	Always Ask
webcal	Open with Mail (default)


















Feed and Podcast

Protocol Handler

Choose what happens when you select a link that contains a Web protocol (for actions like sending email or creating a calendar item).

Search any protocol or application

Type	Default Action
 web feed	 Always Ask 
 video podcast	 Alwyas ask 
 podcast	 Preview in Firefox 
	 Add Live Bookmarks in Firefox 
	 Open with My Yahoo! 
	 Open with Safari (default) 

User can choose applications from the dialogue to handle the feed/ padcast link

User can open a new tab to render all the content from the feed/ padcast link

User can create a bookmark folder to recieve live content from the feed/padcast link

