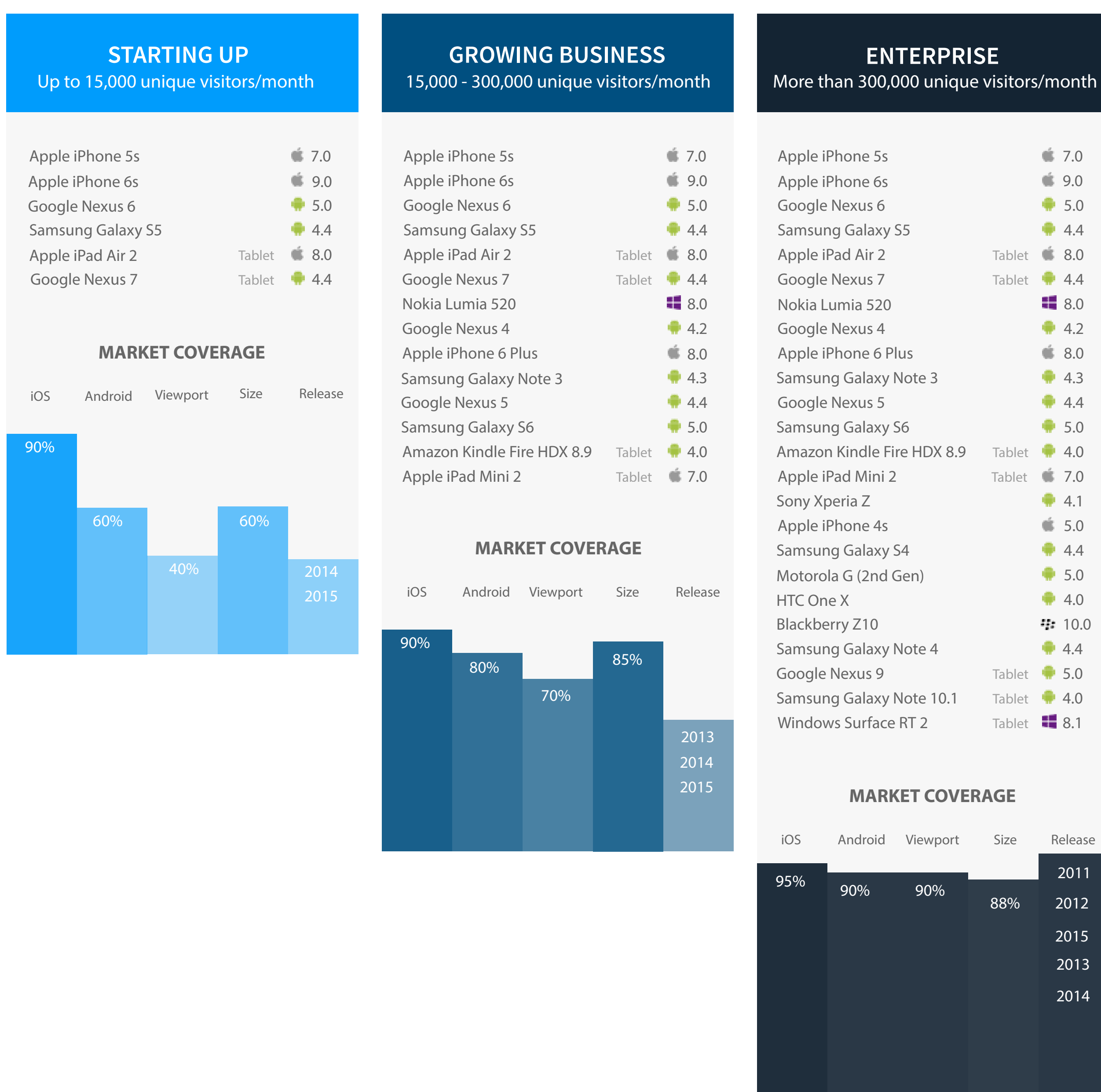


Test on the right mobile devices

The mobile and tablet landscape today is highly fragmented, spanning many devices across manufacturers and models. Comprehensive testing is crucial to any website, but it can be a huge investment of vital resources: time, manpower, physical, and financial. Therefore, it is critical to choose the ideal test device matrix for your audience.




























The devices in the following lists have been carefully curated to provide the maximum coverage across all important device parameters: such as market share, popularity, OSes, OS versions, screen sizes, viewports, launch year, and their increasing or decreasing popularity. We have gained insights from the usage statistics of over 30,000 BrowserStack customers, and from direct feedback of their testing requirements. Finally, current global market trends have been taken into consideration, and the lists are continuously updated to reflect them, including the latest and upcoming devices.



The lists above account for devices with the most reported web traffic globally, especially those markets with the strongest smartphone penetration. The additional device lists below indicate the exceptional, country-specific popularity of certain devices, to ensure you maintain the ideal device matrix for your website's audience.

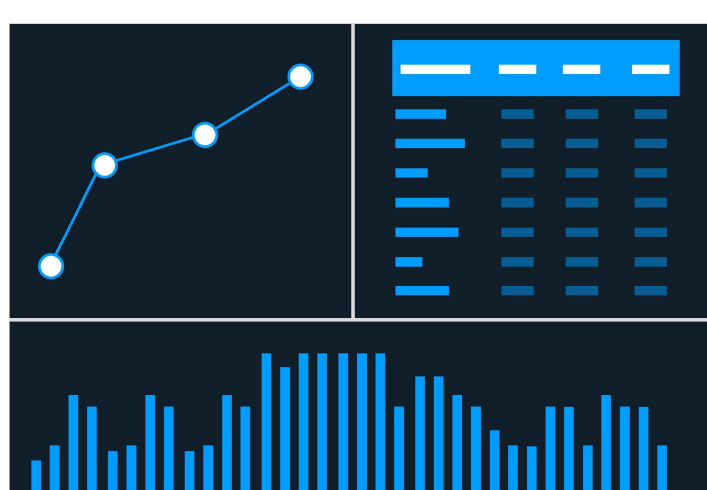
Additional devices by geography

Add these devices to the lists above to ensure maximum coverage in that country.

STARTING UP			GROWING BUSINESS AND ENTERPRISES	
5.0 	Motorola Moto G	 India	Motorola Moto G	 5.0
4.4 	Micromax A-106 Unite 2		Micromax A-106 Unite 2 MiPad	 4.4  4.4
4.1 	Xiaomi MI 2	 China	Xiaomi MI 2 MiPad	 4.1  4.4
4.4 	Sony Xperia Z3		Sony Xperia Z3 Sony Xperia Z	 4.4  4.1
4.4 	LG G3	 South Korea	LG G3	 4.4
5.0 	Motorola Moto G		Motorola Moto G	 5.0
5.0 	Motorola Moto G	 Mexico	Motorola Moto G LG G Pro Lite	 5.0  4.1
8.0 	Lumia 520		Lumia 520 Alcatel Vodafone Smart Tab 3G	 8.0  3.1
		 Singapore	Samsung Note 4	 4.4

Using your web analytics

How to use your analytics data effectively with the lists



Your audience analytics data may provide a list of top device sources for your website traffic. However, this data may not be easily accessible or accurate, if your website doesn't have enough traffic. Additionally, this data will not include upcoming devices, and might be heavily biased towards devices in which your website works well, leaving out the others.

In case you do have significant traffic, we recommend combining top devices from your web analytics with the lists above.

References

1. <https://developer.apple.com/support/apstore/>
2. <https://developer.android.com/about/dashboards/index.html>
3. <http://www.scientiamobile.com/page/movr-mobile-overview-report>
4. <http://www.appbrain.com/stats/top-devices-by-country?country=IN>
5. <http://viewportsizes.com>
6. <https://mycrowd.com/which-mobile-devices-quality-assurance/>
7. <http://www.marketingprofs.com/charts/2014/25740/mobile-trends-most-share/>
8. <https://devblog.xing.com/qa/how-to-choose-the-right-mobile-test-devices/>
9. <http://www.slideshare.net/perfectomobile/choose-the-right-devices-for-testing-this-quarter>
10. <https://opensignal.com/reports/fragmentation.php>
11. <http://techcrunch.com/2015/08/03/xiaomi-retains-top-spot-in-chinese-smartphone-market/>
12. <https://mixpanel.com/trends/>
13. <http://gomobi.info/blog/q1-2015-mobile-web-traffic-report/>
14. <http://www.comscore.com/Insights/Market-Rankings/comScore-Reports-May-2015-US-Smartphone-Subscriber-Market-Share>
15. <http://www.smashingmagazine.com/2014/10/what-every-app-developer-should-know-about-android/>
16. <http://www.smashingmagazine.com/2014/07/testing-and-responsive-web-design/>
17. <http://www.smashingmagazine.com/2014/03/how-to-use-analytics-to-build-a-smarter-mobile-website/>
18. http://stats.areppim.com/stats/stats_mobiresxtime.htm
19. <http://www.testing-web-sites.co.uk/testing-resources/top-14-screen-resolutions/>
20. <http://www.testing-web-sites.co.uk/testing-resources/android-version-market-share/>
21. https://en.wikipedia.org/wiki/List_of_mobile_phone_makers_by_country
22. <http://www.inmobi.com/insights/on-demand/>
23. http://gs.statcounter.com/#mobile_browser-na-monthly-201410-201510
24. <http://www.rapidtables.com/web/dev/screen-resolution-statistics.htm>
25. <http://royal.pingdom.com/2010/11/30/mobile-os-usage-splits-the-world-chart/>
26. <http://www.xoriant.com/blog/android/android-device-test-matrix.html>
27. <https://www.netmarketshare.com/operating-system-market-share.aspx?qprid=10&qpcustomid=1>
28. <http://www.devopsgdgest.com/test-on-mobile-devices-that-matter-to-your-business>

Sign up for a Free Trial

Sign up

[View Pricing](#)