

# Bug 1072933 - How to improve the downloads page for insta-download

Prepared by Sevaan Franks & the Firefox Growth Team





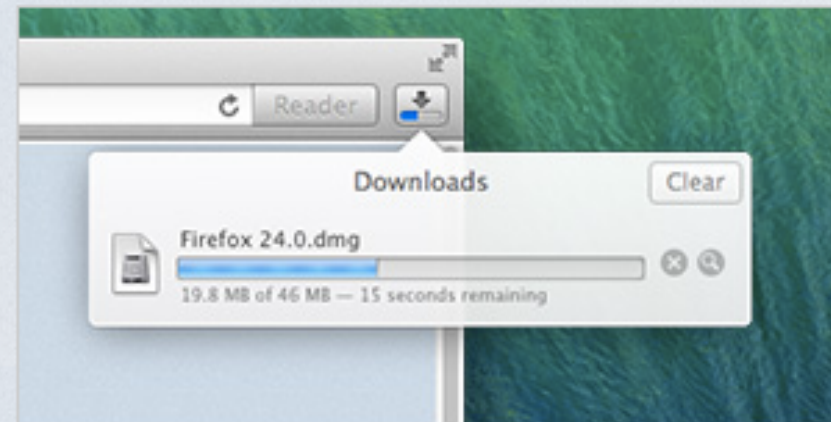


# Committed to you, your privacy and an open Web

Share ▾



*Thanks for downloading Firefox! As a non-profit, we're free to innovate on your behalf without any pressure to compromise. You're going to love the difference.*



1. Your download should begin automatically. If not, [click here](#). It could take a few minutes, but it's worth the wait.



2. When prompted, drag the Firefox icon into the image of your Applications folder.



3. Drag the Firefox icon from the Applications folder into the dock. Then, just click on Firefox whenever you want to use the web!

[TOUR »](#)

[FEATURES »](#)

[MOBILE »](#)

[ADD-ONS »](#)

[SUPPORT »](#)

[ABOUT »](#)

Other languages: English (US) ▾

[Privacy Policy](#)

[Legal Notices](#)



 **Firefox**

mozilla ▾

# Your download will begin automatically

[Click here](#) if your download doesn't start.

✓ Thanks for downloading Firefox! As a non-profit, we're free to innovate on your behalf without any pressure to compromise. You're going to love the difference.

Share ▾



1. Your download should begin automatically. If not, [click here](#). It could take a few minutes, but it's worth the wait.



2. When prompted, drag the Firefox icon into the image of your Applications folder.



3. Drag the Firefox icon from the Applications folder into the dock. Then, just click on Firefox whenever you want to use the web!

[Looking for Firefox for your system or language?](#)

[TOUR »](#) [FEATURES »](#) [MOBILE »](#) [ADD-ONS »](#) [SUPPORT »](#) [ABOUT »](#)

Other languages: English (US) ▾

[Privacy Policy](#) | [Legal Notices](#)

If the download does not automatically start, users can click here.

Headline is less about messaging, and more about communicating to the user what is happening on this page.

Sharing option moved to the bottom.

Give users ability to download other versions.





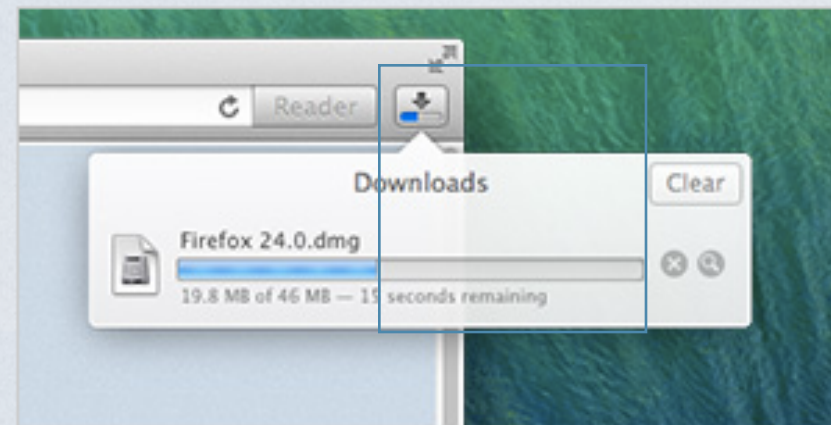
mozilla ▾

# Your download will begin automagically!

[Click here](#) if your download doesn't start.

✓ Thanks for downloading Firefox! As a non-profit, we're free to innovate on your behalf without any pressure to compromise. You're going to love the difference.

Share ▾



1. Your download should begin automatically. If not, [click here](#). It could take a few minutes, but it's worth the wait.



2. When prompted, drag the Firefox icon into the image of your Applications folder.



3. Drag the Firefox icon from the Applications folder into the dock. Then, just click on Firefox whenever you want to use the web!

[Looking for Firefox for your system or language?](#)

[TOUR »](#)[FEATURES »](#)[MOBILE »](#)[ADD-ONS »](#)[SUPPORT »](#)[ABOUT »](#)

Other languages: English (US) ▾

[Privacy Policy](#) | [Legal Notices](#)

More whimsical, but only works for En-US and EN-GB.



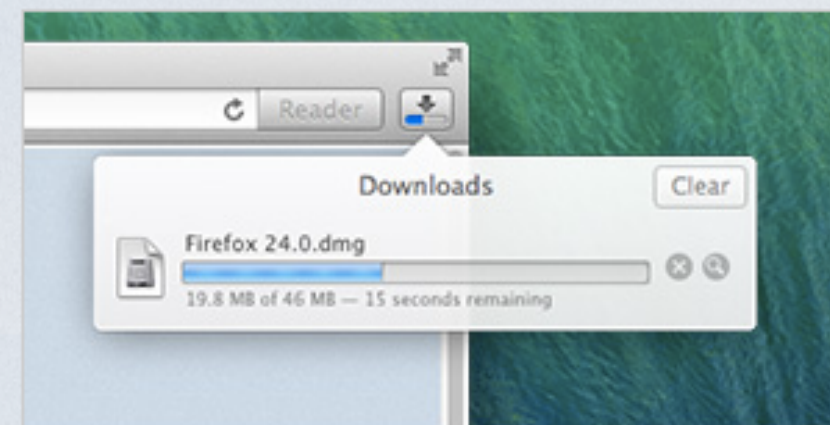


# Your download has started

[Click here](#) if your download doesn't start automatically.

✓ Thanks for downloading Firefox! As a non-profit, we're free to innovate on your behalf without any pressure to compromise. You're going to love the difference.

Share ▾



1. Your download should begin automatically. If not, [click here](#). It could take a few minutes, but it's worth the wait.



2. When prompted, drag the Firefox icon into the image of your Applications folder.



3. Drag the Firefox icon from the Applications folder into the dock. Then, just click on Firefox whenever you want to use the web!

[Looking for Firefox for your system or language?](#)

[TOUR »](#)

[FEATURES »](#)

[MOBILE »](#)

[ADD-ONS »](#)

[SUPPORT »](#)

[ABOUT »](#)

Other languages: English (US) ▾

[Privacy Policy](#)

[Legal Notices](#)





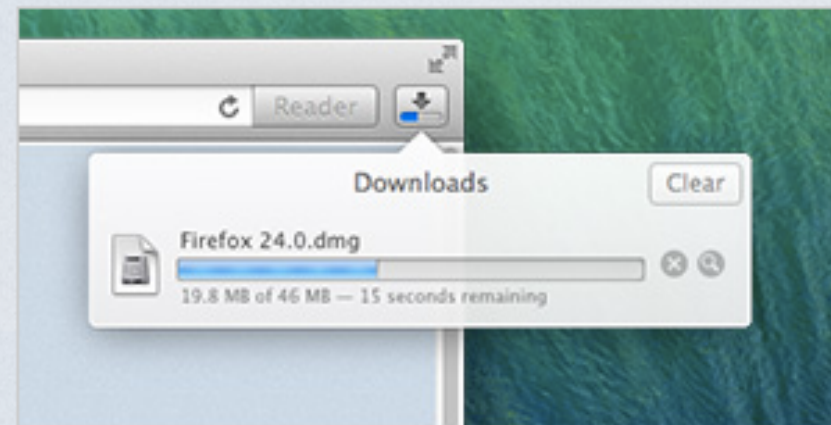
Firefox

# Downloading Firefox for Mac

[Click here](#) if your download doesn't start automatically.

✓ Thanks for downloading Firefox! As a non-profit, we're free to innovate on your behalf without any pressure to compromise. You're going to love the difference.

Share ▾



1. Your download should begin automatically. If not, [click here](#). It could take a few minutes, but it's worth the wait.



2. When prompted, drag the Firefox icon into the image of your Applications folder.



3. Drag the Firefox icon from the Applications folder into the dock. Then, just click on Firefox whenever you want to use the web!

[Looking for Firefox for your system or language?](#)

[TOUR »](#)[FEATURES »](#)[MOBILE »](#)[ADD-ONS »](#)[SUPPORT »](#)[ABOUT »](#)

Other languages: English (US) ▾

[Privacy Policy](#)[Legal Notices](#)





A little countdown timer would add a little whimsy and personality to the page.

Hypothesis: The changing number catches user attention resulting in an increased change of the user reading the rest of the text on the page.





# Strings

## Download Headlines:

- Your download will begin automatically
- Your download has started...
- Downloading Firefox for <operating system>
- Downloading Firefox...in <5>
  - Downloading Firefox...

## Click to Start Download Taglines:

- Click here if your download doesn't start
- Click here if your download doesn't start automatically

## Click to Download other Versions Taglines:

- Looking for Firefox for your system or language?





Questions? Comments? Suggestions?

IRC: @sevaan in #UX on IRC  
Email: sfranks@mozilla.com  
Twitter: @sevaanfranks