

Kung Fu Punctuation



Click on the belt you
wish to complete

WHITE BELT

RED BELT

BLACK BELT

KUNG FU PUNCTUATION – WHITE BELT




Lesson Objectives

- ☐ To learn the **Kung Fu** moves for four punctuation marks.
- ☐ To use these moves in a game of **Kung Fu** punctuation.


Capital Letter

Throw both hands over head. Make the noise, Wa!



Full Stop

Throw a short, right-handed punch at the air in front of you. Make the noise, Ha!



Comma

With your right arm bent so that your hand is in front of your face, make a short twisting motion at the wrist to signify the comma shape. Make the noise, Shi!




Semi-Colon

Do the full-stop punch, then the comma shape directly underneath it. Make the noises, Ha! Shi!



Colon

Follow the full-stop punch immediately with one directly beneath it. Make the noises, Ha! Ha!



Advanced Kung Fu Punctuation

Perform the correct move and sound to match the punctuation mark



She walked to the shop.

She bought apples, pears and tea.

It was hot; we went to the beach.

Tennis, which is a popular sport,
can be played in pairs.

I speak the following languages:
English, Spanish and French.

He was late; he missed the bus.

Unfortunately, we lost the game.

I caught three fish: a tuna, a cod
and a salmon.



Tournament



A proper bout of Punctuation Kung Fu requires three players: two combatants and a referee. The combatants face each other. The referee says the words "capital letter", and the opponents bow to each other while repeating the same phrase.

The referee then calls out three punctuation marks and the players have to put the moves and sounds for these together, in sequence, as quickly as they can. The winner is the one who puts together all three moves and their accompanying sounds correctly in the quickest time.

WHITE BELT TOURNAMENT



KUNG FU PUNCTUATION – RED BELT




Lesson Objectives

- To learn the **Kung Fu** moves for seven punctuation marks.
- To use these moves in a game of **Kung Fu** punctuation.


Capital Letter

Throw both hands over head. Make the noise, Wa!



Full Stop

Throw a short, right-handed punch at the air in front of you. Make the noise, Ha!



Comma

With your right arm bent so that your hand is in front of your face, make a short twisting motion at the wrist to signify the comma shape. Make the noise, Shi!




Semi-Colon

Do the full-stop punch, then the comma shape directly underneath it. Make the noises, Ha! Shi!



Colon

Follow the full-stop punch immediately with one directly beneath it. Make the noises, Ha! Ha!






Question Mark

Separate the curly bit into three cutting movements with the hand: one horizontal left to right, one curved around, and one vertical coming from the bottom of the curved one. Then at the bottom of the shape you have just drawn in the air, bung in a full-stop punch. Make the noises Shi! Shi! Shi! Ha!




Exclamation Mark

A long vertical slash, from top to bottom, followed by a full stop. Make the noises, Shiiiiii! Ha!



Speech Marks

Stand on one leg, extend your arms diagonally to the skies and wiggle your index and middle fingers in an approximation of speech marks. Make the noise, Haeeee!



Advanced Kung Fu Punctuation

Perform the correct move and sound to match the punctuation mark



Walking to the shop, I whistled.

What is the capital of France?

I thought he was dead!

I want to live in Jamaica; it's warmer there.

She said, “I want lipstick, eye-
shadow and mascara.”

He went to the park; it was
crowded.

“Who are you?” he asked.

Don't you dare!

Is this the way to Amarillo?

She shouted, “go away!”

“Oh my God!” she shrieked, “is that
Zac Efron?”

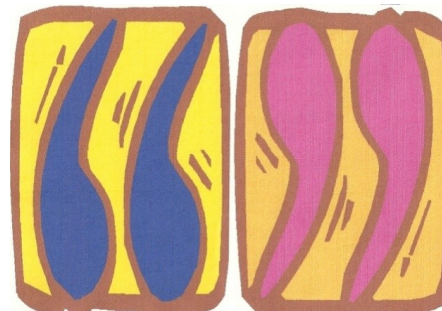



Tournament



A proper bout of Punctuation Kung Fu requires three players: two combatants and a referee. The combatants face each other. The referee says the words "capital letter", and the opponents bow to each other while repeating the same phrase.

The referee then calls out three punctuation marks and the players have to put the moves and sounds for these together, in sequence, as quickly as they can. The winner is the one who puts together all three moves and their accompanying sounds correctly in the quickest time.

RED BELT TOURNAMENT



KUNG FU PUNCTUATION – BLACK BELT




Lesson Objectives

- To learn the **Kung Fu** moves for nine punctuation marks.
- To use these moves in a game of **Kung Fu** punctuation.

Full Stop

Throw a short, right-handed punch at the air in front of you. Make the noise, Ha!



Comma

With your right arm bent so that your hand is in front of your face, make a short twisting motion at the wrist to signify the comma shape. Make the noise, Shi!




Semi-Colon

Do the full-stop punch, then the comma shape directly underneath it. Make the noises, Ha! Shi!



Colon

Follow the full-stop punch immediately with one directly beneath it. Make the noises, Ha! Ha!






Question Mark

Separate the curly bit into three cutting movements with the hand: one horizontal left to right, one curved around, and one vertical coming from the bottom of the curved one. Then at the bottom of the shape you have just drawn in the air, bung in a full-stop punch. Make the noises Shi! Shi! Shi! Ha!




Exclamation Mark

A long vertical slash, from top to bottom, followed by a full stop. Make the noises, Shiiiiii! Ha!



Speech Marks

Stand on one leg, extend your arms diagonally to the skies and wiggle your index and middle fingers in an approximation of speech marks. Make the noise, Haeeeee!




Apostrophe

With your right arm fully extended to the air, wiggle your index finger. Make the noise, Blubalubaluba! (This is the best I can do to approximate the sound you can make with your tongue when you flap it up and down against the inside of your lips.)



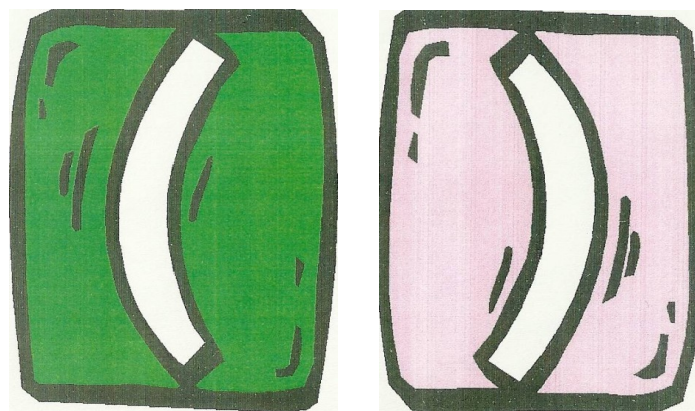
Ellipsis

Three punches along a horizontal line. Make the noises,
Ha! Ha! Ha!



Brackets

Using your left hand first, draw a curved convex line in the air; use your right hand to do the opposite motion for the closing bracket. Make the noises, Shi! Shi!



Advanced Kung Fu Punctuation

Perform the correct move and sound to match the punctuation mark



The boys bike was broken

Spaghetti is the favorite food of many people however I dont like it

For the sleepover you have to bring
pillow blanket toothbrush and
toothpaste

Lets go to the beach asked Jane
Sure I will call Marina too replied John

Today SSR Silent Sustained
Reading will start at 8 am
