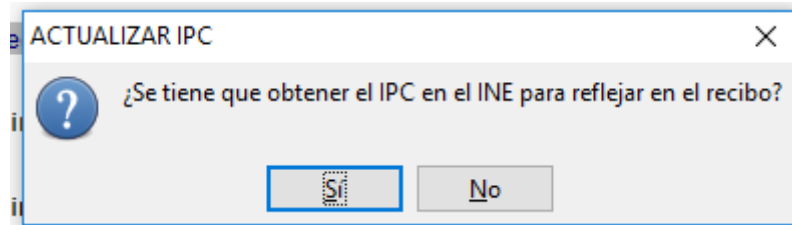


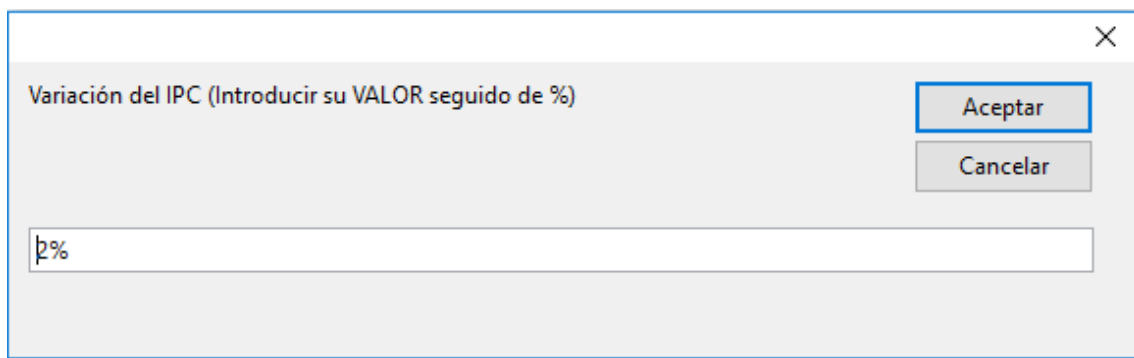
MACRO ERROR EXPLANATION

When pressing the button “Regularizar Renta”, you see this window:



You must press “No” to avoid opening the web.

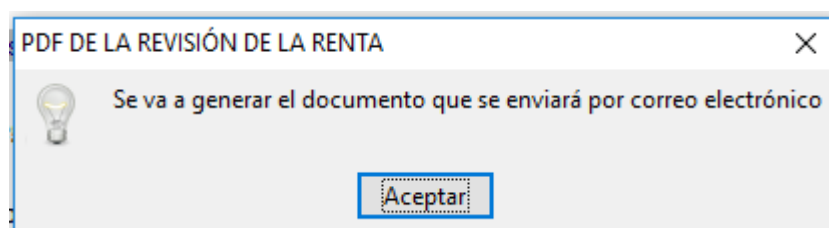
Now you see this new window:



You must introduce a number (positive or negative): 2 or -2 for example before % and press “Aceptar”.

In this moment the column is inserted in version 5.1 without this code written in the macro.

At the same time you see this window:



to start printing some .pdf which routes in my PC, so you will receive error messages, but this steps are not the problem and you can avoid this part of the macro.