

TiLite ZRA Order Form

Effective March 1, 2014 (New Items in Red)

TITANIUM RIGID FRAME

Page 1 of 8

| DEALER INFORMATION | | RTS INFORMATION | |
|---------------------|-------------|----------------------------|-------------|
| Dealer: | Account #: | RTS: | Phone: |
| PO: | Ordered By: | Email: | |
| Email: | | SHIP TO INFORMATION | |
| Mark For: | | Name: | Ship Via: |
| TiLite Sales Rep: | | Address: | |
| TiLite Information: | Promo Code: | City: | State: Zip: |
| Ship Date: | Order #: | Phone: | Fax: |

Please Email or Fax to the TiLite Customer Service Team at orders@tilite.com or 866.586.2413 / 509.586.2413



Satin TiLite ZRA shown with Burnt Orange Color Anodize Package and other available options.

FRAME STYLE

Z2FS2 □ TiLite ZRA (Full Adjustability. 265 Pound Weight Limit. Weight Limit is restricted to 150 pounds on chairs with Rear Seat Width **A** and Seat Depth **B** from 10"x10" to 12"x12".).....**\$2,995**

TiLite Special Editions If selecting one of the TiLite Special Editions you must still fill out the entire order form. Edition options will override inconsistent selections. Options cannot be added or deleted.

Z2P1 □ SuperLite Edition

Z2FTR1 Titanium Footrest w/Flat ABS Cover.....**\$175**
 Z2SB2 Folding Titanium Backrest.....**\$225**
 Z2SB7 Carbon Fiber TiShaft™ Back Release Bar.....**\$65**
 Z2CBR6 Carbon Fiber Camber Tube (Not available with a Power Adaptable Frame. When a Power Adaptable Frame is selected, a Aluminum Camber Tube will be used.).....**\$175**
 Z2FK2 TiLite Slipstream Single-Sided Fork.....**\$150**
 Z2TFS1 Titanium Fork Stem.....**\$50**
Retail: \$840
SuperLite Edition Price: \$715

Z2P5 □ Black Edition (Black Edition includes: Black Lava Frame Color, Black Anodize Package, LiteSpeed Front Wheels (Must Choose Front Wheel Size on Page 5, Carbon Fiber TiShaft™ Back Release Bar and TiLite Slipstream Single-Sided Fork.)**\$950**

Exclusive To The Black Edition

□ Black on Black Tattoo

Black Lava Footrest

Carbon Fiber Backrest Stripe with Black TiLite Logo

Stainless Quick Release Axles with Black TiLite Tattoo



Z2P4 Armed Forces Edition (Armed Forces Edition can be ordered in combination with any of the other Frame Styles. Satin or Polished Natural Titanium Finishes may also be selected with Armed Forces Edition. Neoprene Impact Guards will match Digital Camo when ordered.).....**\$140**

Z2AF1 □ Army (Subdued Green painted frame with ACU digital upholstery.)

Z2AF2 □ Navy (Subdued Dark Blue painted frame with NWU digital upholstery.)

Z2AF3 □ Air Force (Subdued Green painted frame with New ABU digital upholstery.)

Z2AF4 □ Marines (Subdued Tan painted frame with MARPAT - Desert digital upholstery.)

Z2AFP1 □ 4" Logo Patch **OR** Z2AFP2 □ Name Tape Patch

Z2AFP3 □ Combat Wounded Purple Heart Patch

Z2HDR1 □ Heavy Duty Frame (300 Pound Weight Limit. No charge when 20" Rear Seat Width **A** and 20" Seat Depth **B** are selected. Includes Tension Adjustable by Straps Back Upholstery. Requires Angle Adjustable Footrest, Folding Aluminum Adjustable Height Backrest, Aluminum Front Wheels, and Shadow, Spinergy Spox or LX Rear Wheels. Not available w/ SuperLite Edition, Carbon Fiber Camber Tube, Slipstream Fork, Velcro Adjustable Upholstery, Swing Away Tubular Armrest or Swing Away Flip Back Tubular Armrest.).....**\$400**



THE ULTIMATE RIDE.®

tilite.com
 2701 West Court Street | Pasco, Washington 99301
 509.586.6117 Tel | 800.545.2266 Toll-Free
 509.586.2413 Fax | 866.586.2413 Toll-Free Fax

THE TITANIUM EXPERTS.®

TiLite® OF_ZRA_Series2_0114RevN

FRAME STYLE

- Z2PWR1 ☐ **Power Adaptable Frame for Frank Mobility System** (No charge when 20" Rear Seat Width **A** and 20" Seat Depth **B** are selected. Requires LiteSpeed Billet Aluminum Front Wheels and 0 degree camber.. Not available with Carbon Fiber or Titanium Camber Tubes or Titanium Quick Release Axles, Slipstream Forks or User Friendly Flip-Up Anti-Tips.).....\$300
- Z2RFR1 ☐ **Reinforced Frame** (No charge when Heavy Duty Frame or 20" Rear Seat Width **A** and 20" Seat Depth **B** are selected.) ..\$300

TRANSIT OPTIONS

(Please refer to the **ZRA Transit Tie-Down Option Brochure** for important information regarding the Transit Tie-Down Options.)

- Z2TTDO2 ☐ Transit Tie-Down (Consists of four Tie-Down Brackets and Reinforced Frame (165-pound (75 kg) weight limit.)..... \$315
- Z2WTB ☐ Transport Bracket Option (Consists of four Tie-Down Brackets. Unoccupied Use Only.).....\$315

FRAME FINISHES

Natural Titanium

- Z2FF1 ☐ SatinSTD
- Z2SCBT1 ☐ Satin Finish Buffing Pads.....\$15
- Z2FF2 ☐ Polished\$650
- Z2FF3 ☐ **Tattooed Titanium™** (Tattoos on front frame tubes. Frame finished in Satin. Click on the images below to view the Tattoos online.)...\$295
- Z2FF31 ☐ The King of Rock
- Z2FF32 ☐ Aloha
- Z2FF33 ☐ Snow Leopard
- Z2FF34 ☐ Wood Grain



High Gloss Paint

- Z2FF8 ☐ Super Wet Black
- Z2FF11 ☐ Military Green
- Z2FF28 ☐ Neon Green

- Z2FF9 ☐ Sunburst Yellow
- Z2FF12 ☐ Orange Crush

- Z2FF10 ☐ TiLite Red
- Z2FF29 ☐ Neon Pink

Metallic Paint

- Z2FF14 ☐ Ocean Blue Metallic
- Z2FF30 ☐ Acid Green Metallic

- Z2FF15 ☐ Tangerine Metallic

- Z2FF16 ☐ Salsa Red Metallic

Pearlescent Paint

- Z2FF17 ☐ Midnight Blue Pearl

- Z2FF18 ☐ White Pearl

- Z2FF27 ☐ Titanium Grey

Matte Paint

- Z2FF19 ☐ Black Lava

- Z2FF20 ☐ Deep Blue Ice

- Z2FF25 ☐ Electric PlumSTD

Candy Paint

- Z2FF22 ☐ Ruby Red

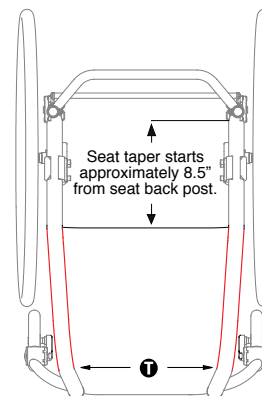
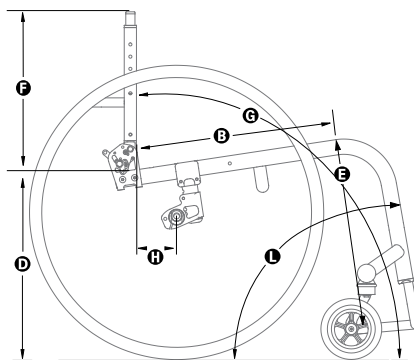
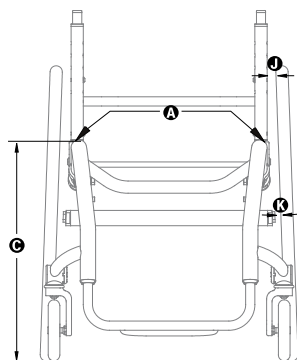
- Z2FF23 ☐ Azure Blue

COLOR ANODIZE PACKAGE

(Color Anodize Package includes: Aluminum Camber Tube (Color Anodize not available with Power Adaptable Camber Tube), Camber Mount, Footrest Clamp, Caster Mount, Caster Fork, and Caster Cap. If no anodize color is selected, the default will be black.)

- Z2ANO1 ☐ Black.....STD
- Z2ANO5 ☐ Sapphire Z2ANO3 ☐ Red Pepper Z2ANO6 ☐ Burnt Orange Z2ANO7 ☐ Sub-Lime Z2ANO8 ☐ Ultraviolet\$150

TiFIT: TAILORED INDIVIDUALIZED FRAME



REAR SEAT WIDTH **A** Measure from outside of seat tube at back post to the outside of the opposite seat tube at back post.

- Z2SW4 ☐ 10" ☐ 11" ☐ 12" ☐ 13" ☐ 14" ☐ 15" ☐ 16" ☐ 17" ☐ 18" ☐ 19".....STD
- Z2SW2 ☐ 20".....\$450 E2201

FRONT SEAT WIDTH (SEAT TAPER) **I** Measure from inside of front frame tube to inside of opposite front frame tube. (Required with V-Front End **V**. Not Available with Standard Front End **I**.)

- Z2FSW1 ☐ No Taper (2.5" Narrower than Rear Seat Width **A**.).....STD
- Z2FSW3 ☐ 1.5" Taper (4" Narrower than Rear Seat Width **A**. Includes Tension Adjustable by Straps Seat Upholstery. Not available with 10" and 11" Seat Widths **A**.).....\$250
- Z2FSW5 ☐ 2.5" Taper (5" Narrower than Rear Seat Width **A**. Includes Tension Adjustable by Straps Seat Upholstery. Not available with 10" to 14" Seat Widths **A**.).....\$250

TIFIT: TAILORED INDIVIDUALIZED FRAME

SEAT DEPTH ③ Measure from front of back post to the front edge of seat sling. Front edge of seat sling will be at the beginning of the bend at front of chair frame, unless Glide™ or 90° Front Angle is ordered, in which case front edge of seat sling begins approximately 1" behind the bend.

Z2SD1 ☐ 10" ☐ 11" ☐ 12" ☐ 13" ☐ 14" ☐ 15" ☐ 16" ☐ 17" ☐ 18" ☐ 19".....STD
 Z2SD2 ☐ 20".....\$475 E2203
 Z2SD3 ☐ Custom Frame Depth: _____" Frame Depth Longer or Shorter Than Seat Depth (A Custom Frame Depth of 20" is \$475.).....NCO

FRONT SEAT HEIGHT ④ Measure from floor to top of seat tube at beginning of bend. ZRA adjusts up and down in 1/2" increments.

Z2FSH1 ☐ 16" ☐ 16.5" ☐ 17" ☐ 17.5" ☐ 18" ☐ 18.5" ☐ 19" ☐ 19.5" ☐ 20" ☐ 20.5" ☐ 21".....STD

REAR SEAT HEIGHT ⑤ Measure from floor to top of seat tube at back post. ZRA adjusts up and down in 1/2" increments.

REAR SEAT HEIGHT RANGES

ZRA Rear Seat Heights ⑤

| Rear Wheel Size | 12.5" - 18.5" | 13" | 13.5" | 14" |
|-----------------|---------------|---------------------------------------|------------------------------|--------------------------------------|
| 20" | 12.5" - 18.5" | | | |
| 22" | 14.0" - 19" | Z2RSH1 <input type="checkbox"/> 12.5" | <input type="checkbox"/> 13" | <input type="checkbox"/> 13.5" |
| 24" | 14.5" - 20" | <input type="checkbox"/> 14.5" | <input type="checkbox"/> 15" | <input type="checkbox"/> 15.5" |
| 25" | 14.5" - 20" | <input type="checkbox"/> 16.5" | <input type="checkbox"/> 17" | <input type="checkbox"/> 17.5" |
| 26" | 15.5" - 20" | <input type="checkbox"/> 18.5" | <input type="checkbox"/> 19" | <input type="checkbox"/> 19.5" |
| | | | | <input type="checkbox"/> 20".....STD |

FRONT ANGLE ⑥ Measure from frame front to floor.

Z2FA1 ☐ 70° ☐ 75° ☐ 80° ☐ 85° (85° Not available with 6" Front Wheels.) ☐ 90° (90° Not available with 5" or 6" Front Wheels.)STD

SEAT TO FOOTREST ③/FOOTRESTS Measure from front edge of seat sling to top rear of footrest.

Standard Footrests Measurement must be at least 2" shorter than Front Seat Height ④.

☐ 13.5" ☐ 14" ☐ 14.5" ☐ 15" ☐ 15.5" ☐ 16" ☐ 16.5" ☐ 17" ☐ 17.5" ☐ 18" ☐ 18.5" ☐ 19".....STD
 Z2FTR3 ☐ Angle Adjustable FootrestSTD
 Z2FTR1 ☐ Titanium Footrest w/Flat ABS Cover (Not available w/ Heavy Duty Frame.).....\$175
 Z2FTR2 ☐ Titanium Open Loop Footrest (Not available w/ Heavy Duty Frame.).....\$225
 Z2FTR12 ☐ Flip-Back Footrest (Not available w/ 10" or 11" Rear Seat Width ①, Heavy Duty Frame, ABS Cover w/ 2" Sides or Front Roller.).....\$150 K0040, K0037

High Mount Footrests

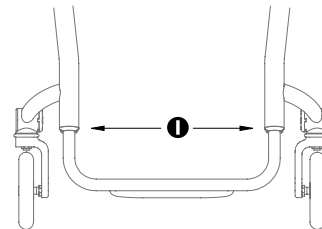
☐ 7"-9" ☐ 9"-11" ☐ 11"-13 Set at: _____ (Use 1/2" increments)
 Z2FTR4 ☐ Angle Adjustable High Mount Footrest.....\$95 K0040, K0037
 Z2FTR14 ☐ ABS Cover w/2" Sides (Not available with Flip-Back Footrest or chairs with 10" or 11" Rear Seat Width ①.).....\$95 K0041

FOOTREST WIDTH ① or ② You must select a V-Front End if a Seat Taper ① is selected on Page 2.

Z2FE1 **STANDARD FRONT END ①** Find your Rear Seat Width ① in the Chart below and select one of the options to the right.

Measure from inside of front frame tube to inside of opposite front frame tube. (Not Available with Front Seat Width (Seat Taper) ①.).....STD

| REAR SEAT WIDTH ① (Outside Measurement) | FOOTREST WIDTH ① | | |
|--|---|---|---|
| | No Taper (2.5" Narrower than Rear Seat Width) | 1.5" Taper (4" Narrower than Rear Seat Width) | 3.5" Taper (6" Narrower than Rear Seat Width) |
| 10" | <input type="checkbox"/> 7.5" | | |
| 11" | <input type="checkbox"/> 8.5" | | |
| 12" | <input type="checkbox"/> 9.5" | <input type="checkbox"/> 8" | |
| 13" | <input type="checkbox"/> 10.5" | <input type="checkbox"/> 9" | |
| 14" | <input type="checkbox"/> 11.5" | <input type="checkbox"/> 10" | |
| 15" | <input type="checkbox"/> 12.5" | <input type="checkbox"/> 11" | <input type="checkbox"/> 9" |
| 16" | <input type="checkbox"/> 13.5" | <input type="checkbox"/> 12" | <input type="checkbox"/> 10" |
| 17" | <input type="checkbox"/> 14.5" | <input type="checkbox"/> 13" | <input type="checkbox"/> 11" |
| 18" | <input type="checkbox"/> 15.5" | <input type="checkbox"/> 14" | <input type="checkbox"/> 12" |
| 19" | <input type="checkbox"/> 16.5" | <input type="checkbox"/> 15" | <input type="checkbox"/> 13" |
| 20" | <input type="checkbox"/> 17.5" | <input type="checkbox"/> 16" | <input type="checkbox"/> 14" |



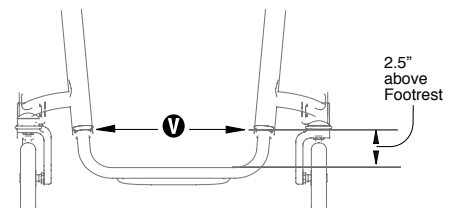
OR

Z2FE2 **V-FRONT END ②** Measure from inside of front frame tube to inside of opposite front frame tube 2-1/2" above

footrest. (Required with Front Seat Taper ①. Titanium Footrests have 1" of adjustment up and down.).....\$250

☐ NO V-Front Taper

☐ 7" ☐ 7.5" ☐ 8" ☐ 8.5" ☐ 9" ☐ 9.5"
☐ 10" ☐ 10.5" ☐ 11" ☐ 11.5" ☐ 12" ☐ 12.5"
☐ 13" ☐ 13.5" ☐ 14" ☐ 14.5" ☐ 15" ☐ 15.5"
☐ 16" ☐ 16.5" ☐ 17"



TIFIT: TAILORED INDIVIDUALIZED FRAME

SEAT BACK TYPE/PUSH HANDLES/SEAT BACK HEIGHT ① Measure from top of back post to top of seat tube at rear of frame.

SEAT BACK TYPE

- Z2SB1 ☐ Folding Aluminum Adjustable Height (Required for Heavy Duty Frame.).....**NCO**
 Z2SB2 ☐ Folding Titanium Adjustable Height with New Rounded Rigidizer Bar (Titanium back will match Frame Finish.
 Not available with Bolt-On Push Handles.).....**\$225**

TISHAFT™ BACK RELEASE BARS

- Z2SB3 ☐ Aluminum.....**STD**
 Z2SB4 ☐ Titanium.....**\$65**
 Z2SB5 ☐ Carbon Fiber.....**\$65**

PUSH HANDLES

- Z2SB6 ☐ Integrated Push Handles**\$85**
 Z2SB7 ☐ Integrated Fold-Down Push Handles (Requires Tension Adjustable by Straps Back Upholstery.**\$100**
 Z2SB8 ☐ Bolt-On Push Handles (Includes 4" Deep Backrest Rigidizer Bar. Not available with Ti Back.).....**\$175**
 Z2SB9 ☐ Bolt-On Height-Adjustable Push Handles (Includes 4" Deep Backrest Rigidizer Bar. Not available with Ti Back.).....**\$295**

SEAT BACK HEIGHT ②

FOLDING BACKREST

| Push Handles (Selected Above) | Short | Medium | Tall | Set at: (Use 1/2" increments) |
|-------------------------------|--|--|--|-------------------------------|
| None / Bolt-On | <input type="checkbox"/> 8.5" - 11.5" | <input type="checkbox"/> 12" - 16.5" | <input type="checkbox"/> 16.5" - 20.5" | Set at: _____ |
| Integrated | <input type="checkbox"/> 10.5" - 12.5" | <input type="checkbox"/> 13.5" - 16.5" | <input type="checkbox"/> 17.5" - 20.5" | Set at: _____ |
| Integrated Fold-Down | <input type="checkbox"/> 13" - 15" | <input type="checkbox"/> 14.5" - 18.5" | <input type="checkbox"/> 18.5" - 21" | Set at: _____ |

AVAILABLE ON ALL BACKS

- Z2SB11 ☐ Seat Back that Locks when Folded.....**NCO**
 Z2SB12 ☐ 4" Deep Backrest Rigidizer Bar (Required for Heavy Duty Frame. Not available with new Titanium Rounded Rigidizer Bar.).....**NCO**
 Z2SB16 ☐ Depth Adjustable Back/Frame (Seat Depths ③ of 10"-18" allow 2" of rearward adjustment. Height Adjustable Push Handles have a limited Height range with Depth Adjustable Back. Not Available with 19" or 20" Seat Depths ③, Heavy Duty Edition, Tension Adjustable by Straps Seat Upholstery, Carbon Fiber Side Guards or Desk Arms.).....**NCO**
 Z2SB13 ☐ Custom Height Backrest Rigidizer Bar (The Standard Rigidizer Bar height is 5" above the Seat Sling for a short, 6" for a medium and 10" for a tall. Custom Height Rigidizer Bar must be at least 4-1/2" above Seat Sling. Maximum Height is 3" less than Lowest Seat Back Height.).....**\$150**
 Set at: _____ (Use 1/4" increments)

SEAT BACK ANGLE ③ Measure angle from front of back post to floor.

- Z2SBA1 ☐ 80° ☐ 83° ☐ 86° ☐ 89° ☐ 92° ☐ 95° ☐ 98° ☐ 101°.....**NCO**

CENTER OF GRAVITY ④ Measure from front of back post at the seat tube to the center of the rear axle. If no center of gravity is selected, chair will ship with the center of gravity in the rearward-most position.

- Z2COG1 ☐ 0" ☐ .25" ☐ .5" ☐ .75" ☐ 1" ☐ 1.25" ☐ 1.5" ☐ 1.75" ☐ 2" ☐ 2.25" ☐ 2.5" ☐ 2.75" ☐ 3" ☐ 3.25" ☐ 3.5" ☐ 3.75" ☐ 4" ☐ 4.25" ☐ 4.5" ☐ 4.75" ☐ 5" ☐ 5.25" ☐ 5.5" ☐ 5.75" ☐ 6".....**STD**

REAR WHEEL SPACING ④ /PLUGS Measure from outside of seat back post to inside of rear tire. 3/4" Rear Wheel Spacing not available with 0° or 2° Camber ⑤.

- Z2RWS1 ☐ .75" ☐ 1" ☐ 1.25" ☐ 1.5" ☐ 1.75" ☐ 2".....**STD**
 Z2CBR12 ☐ Adjustable Rear Wheel Spacing Camber Plugs.....**STD**
 Z2CBR9 ☐ Additional Spacers to Increase Rear Wheel Spacing.....**NCO**
 Z2CBR11 ☐ Zero Play Aluminum Camber Plugs (Not available with more than 6° of Camber ⑤.).....**NCO**

CAMBER ⑤/CAMBER TUBES

- Z2CBR1 ☐ 0° ☐ 2° ☐ 4° ☐ 6° ☐ 8° ☐ 12° (More than 2° of Camber ⑤ is not available with the Power Adaptable Frame. More than 6° of Camber ⑤ is not available with Zero Play Aluminum Camber Plugs or Carbon Fiber Camber Tube.).....**STD**
 Z2CBR2 ☐ 15° ☐ 18°.....**\$75**
 Z2CBR15 ☐ Aluminum Camber Tube.....**STD**
 Z2CBR3 ☐ Titanium Camber Tube (Not available with Power Adaptable Frame.).....**\$175**
 Z2CBR6 ☐ Carbon Fiber Camber Tube (Not available with Power Adaptable Frame or more than 6° of Camber ⑤.).....**\$175**
 Z2CBR13 ☐ Camber for Additional Camber Tube ☐ 0° ☐ 2° ☐ 4° ☐ 6° ☐ 8° ☐ 12° (More than 2° of Camber ⑤ is not available with the Power Adaptable Frame. More than 6° of Camber ⑤ is not available with Zero Play Aluminum Camber Plugs or Carbon Fiber Camber Tube.).....**STD**
 Z2CBR14 ☐ 15° ☐ 18°.....**\$75**
 Z2CBR5 ☐ Additional Aluminum Camber Tube.....**\$100**
 Z2CBR4 ☐ Additional Titanium Camber Tube (Not available with Power Adaptable Frame.).....**\$225**
 Z2CBR7 ☐ Additional Carbon Fiber Camber Tube (Not available with Power Adaptable Frame or more than 6° of Camber ⑤.).....**\$225**

CUSTOM CONFIGURATION OPTIONS

FRONT WHEELS

- Z2FW1 ☐ 3"x.75" Micro-Caster (Not available with Slipstream Fork, Glide™ Single-Sided Fork, Heavy Duty or Power Adaptable Frame.).....**STD**
 Z2FW2 ☐ 3"x.75" Light-Up Micro-Caster (Not available with Slipstream Fork, Glide™ Single-Sided Fork, Heavy Duty or Power Adaptable Frame.).....**\$70**
 Z2FW24 ☐ 3"x1.5" LiteSpeed Billet Aluminum Wheel w/Soft Roll Tire ☐ Silver Hub **OR** ☐ Black Hub.....**\$155**
 Z2FW14 ☐ 4"x.75" Plastic Wheel w/Poly Tire (Not available with Slipstream Fork, Glide™ Single-Sided Fork, Heavy Duty or Power Adaptable Frame.).....**NCO**

CUSTOM CONFIGURATION OPTIONS

| | |
|---|-------|
| Z2FW3 <input type="checkbox"/> 4"x.75" Light-Up Micro-Caster (Not available with Slipstream Fork, Glide™ Single-Sided Fork, Heavy Duty or Power Adaptable Frame.)..... | \$70 |
| Z2FW25 <input type="checkbox"/> 4"x.75" LiteSpeed Billet Aluminum Wheel w/Poly Tire <input type="checkbox"/> Silver Hub OR <input type="checkbox"/> Black Hub..... | \$125 |
| Z2FW26 <input type="checkbox"/> 4"x1.5" LiteSpeed Plastic Wheel w/Soft Roll Tire (Not available with Heavy Duty or Power Adaptable Frame.)..... | \$80 |
| Z2FW27 <input type="checkbox"/> 4"x1.5" LiteSpeed Billet Aluminum Wheel w/Soft Roll Tire <input type="checkbox"/> Silver Hub OR <input type="checkbox"/> Black Hub..... | \$165 |
| Z2FW6 <input type="checkbox"/> 5"x1" Plastic Wheel w/Poly Tire (Not available with 90° Front Angle ● , Slipstream Fork, Glide™ Single-Sided Fork, Heavy Duty or Power Adaptable Frame.)..... | NCO |
| Z2FW28 <input type="checkbox"/> 5"x1.5" LiteSpeed Plastic Wheel w/Soft Roll Tire (Not available with Heavy Duty, Power Adaptable Frame, or 90° Front Angle ● .)..... | \$80 |
| Z2FW29 <input type="checkbox"/> 5"x.75" LiteSpeed Billet Aluminum Wheel w/Poly Tire <input type="checkbox"/> Silver Hub OR <input type="checkbox"/> Black Hub (Not available with 90° Front Angle ● .)..... | \$145 |
| Z2FW30 <input type="checkbox"/> 5"x1.5" LiteSpeed Billet Aluminum Wheel w/Soft Roll Tire <input type="checkbox"/> Silver Hub OR <input type="checkbox"/> Black Hub (Not available with 90° Front Angle ● .)..... | \$185 |
| Z2FW9 <input type="checkbox"/> 6"x1" Plastic Wheel w/Poly Tire (Not available with Heavy Duty, Power Adaptable Frame or 85° or 90° Front Angle ● , Glide™ Single-Sided Fork or Slipstream Fork.)..... | NCO |
| Z2FW34 <input type="checkbox"/> 6"x1" LiteSpeed Billet Aluminum Wheel w/Poly Tire <input type="checkbox"/> Silver Hub OR <input type="checkbox"/> Black Hub (Not available with 85° or 90° Front Angle ● , Glide™ Single-Sided Fork or Slipstream Fork.)..... | \$165 |
| Z2FW31 <input type="checkbox"/> 6"x1.25" LiteSpeed Billet Aluminum Wheel w/Pneumatic Tire <input type="checkbox"/> Silver Hub OR <input type="checkbox"/> Black Hub (Not available with 85° or 90° Front Angle ● , Glide™ Single-Sided Fork or Slipstream Fork.)..... | \$165 |
| Z2FW32 <input type="checkbox"/> 6"x1.5" LiteSpeed Plastic Wheel w/Soft Roll Tire (Not available with Heavy Duty, Power Adaptable Frame or 85° or 90° Front Angle ● , Glide™ Single-Sided Fork or Slipstream Fork.)..... | \$80 |
| Z2FW33 <input type="checkbox"/> 6"x1.5" LiteSpeed Billet Aluminum Wheel w/Soft Roll Tire (Not available with 85° or 90° Front Angle ● , Glide™ Single-Sided Fork or Slipstream Fork.)..... | \$195 |

FRONT FORKS

| | |
|--|-------------|
| Z2FK1 <input type="checkbox"/> TiLite Standard Fork..... | STD |
| Z2FK2 <input type="checkbox"/> TiLite Slipstream Single-Sided Fork (Not available w/ Heavy Duty Frame or Power Adaptable Frame.)..... | \$150 |
| Z2GL1 <input type="checkbox"/> Out-Front Glide™ Suspension Fork (Black anodize only. Not available with Heavy Duty Frame)..... | \$425 E1015 |
| Rider's Weight: <input type="checkbox"/> 125 lbs. <input type="checkbox"/> 125-180 lbs. <input type="checkbox"/> 180-265 lbs. | |
| Z2GL2 <input type="checkbox"/> Out-Front Glide™ Single-Sided Suspension Fork (Black anodize only. Not available with 6" Front Wheels or Heavy Duty Frame)..... | \$545 E1015 |
| Rider's Weight: <input type="checkbox"/> 125 lbs. <input type="checkbox"/> 125-180 lbs. <input type="checkbox"/> 180-265 lbs. | |
| Z2TFS1 <input type="checkbox"/> Titanium Fork Stem..... | \$50 |

REAR WHEELS (See Rear Seat Height Ranges Chart on Page 3 for Rear Seat Height **●** limitations.)

| | |
|---|---------|
| Z2RW14 TiLite SHADOW™ (Not available with Titanium Quick Release Axles.)..... | STD |
| <input type="checkbox"/> 20"(451) | |
| <input type="checkbox"/> 22"(501) | |
| <input type="checkbox"/> 24"(540) | |
| <input type="checkbox"/> 25"(559) (Requires 15" minimum Seat Depth ● .) | |
| <input type="checkbox"/> 26"(590) (Requires 15" minimum Seat Depth ● .) | |
| Z2RW13 Golz TWIN-STAR Exchange (Not available with Titanium Quick Release Axles or Heavy Duty Frame.)..... | \$895 |
| <input type="checkbox"/> 24"(540) | |
| <input type="checkbox"/> 25"(559) (Requires 15" minimum Seat Depth ● .) | |
| <input type="checkbox"/> 26"(590) (Requires 15" minimum Seat Depth ● .) | |
| Z2RW7 Spinergy SPOX <input type="checkbox"/> Black <input type="checkbox"/> Red <input type="checkbox"/> Yellow <input type="checkbox"/> Blue <input type="checkbox"/> White | \$695 |
| <input type="checkbox"/> 22"(501) - Std. Hub | |
| <input type="checkbox"/> 24"(540) - Std. Hub | |
| <input type="checkbox"/> 25"(559) - Std. Hub (Requires 15" minimum Seat Depth ● .) | |
| <input type="checkbox"/> 26"(590) - Sport Hub (Requires 15" minimum Seat Depth ● . Not available with Titanium Quick Release or Quad Release Axles.) | |
| Z2RW8 Spinergy LX <input type="checkbox"/> Black <input type="checkbox"/> Red <input type="checkbox"/> Yellow <input type="checkbox"/> Blue <input type="checkbox"/> White <input type="checkbox"/> Go Green <input type="checkbox"/> Bright Orange <input type="checkbox"/> Flamingo Pink..... | \$895 |
| <input type="checkbox"/> 22"(501) - Std. Hub | |
| <input type="checkbox"/> 24"(540) - Std. Hub | |
| <input type="checkbox"/> 25"(559) - Std. Hub (Requires 15" minimum Seat Depth ● .) | |
| <input type="checkbox"/> 26"(590) - Sport Hub (Requires 15" minimum Seat Depth ● . Not available with Titanium Quick Release or Quad Release Axles.) | |
| Z2RW15 Topolino CarbonCore (Not available with Titanium Quick Release, Heavy Duty Frame or solid treaded tires.)..... | \$1,195 |
| <input type="checkbox"/> 24"(540) | |
| <input type="checkbox"/> 25"(559) (Requires 15" minimum Seat Depth ● .) | |
| Z2RW11 Mag (Not available with Short Tabs, Titanium Quick Release Axles, Quad Release Axles or Spoke Guards or Heavy Duty Frame.) | \$50 |
| <input type="checkbox"/> 22"(501) | |
| <input type="checkbox"/> 24"(540) | |
| Z2RW0 Omit Rear Wheels (Must choose Wheel Size below and Tire Type on page 7.)..... | \$50 |
| <input type="checkbox"/> 20"(451) <input type="checkbox"/> 22"(501) <input type="checkbox"/> 24"(540) <input type="checkbox"/> 25"(559) <input type="checkbox"/> 26"(590) | |

AXLES

| | |
|--|-------|
| Z2AXL1 <input type="checkbox"/> Stainless Quick Release..... | STD |
| Z2AXL2 <input type="checkbox"/> Titanium Quick Release (Not available with SHADOW, TWIN-STAR Exchange, 26"(590) Spinergy SPOX, 26"(590) Spinergy LX, Topolino, or Mag Rear Wheels.)..... | \$225 |
| Z2AXL3 <input type="checkbox"/> Quad Release (Not available with Mag or 26"(590) Spinergy Spox or LX Rear Wheels.)..... | \$125 |

PNEUMATIC REAR TIRES

| | |
|---|------------|
| Z2RTR1 <input type="checkbox"/> Treaded (Not available with 25"(559) Rear Wheels.)..... | STD |
| Z2RTR2 <input type="checkbox"/> Airless Inserts (Not available with Topolino Rear Wheels.)..... | \$80 E2213 |
| Z2RTR3 <input type="checkbox"/> 25"(559) Primo Treaded (Standard with 25"(559) Rear Wheels.)..... | STD |

CUSTOM CONFIGURATION OPTIONS

| | |
|--|-------|
| Z2RTR4 <input type="checkbox"/> Primo..... | NCO |
| Z2RTR16 <input type="checkbox"/> 20"(451) Kenda® Grey High Pressure (110psi) | \$95 |
| Z2RTR5 24"(540), 25"(559) and 26"(590) Kenda® High Pressure (110psi) <input type="checkbox"/> Grey <input type="checkbox"/> Red <input type="checkbox"/> Blue..... | \$95 |
| Z2RTR6 <input type="checkbox"/> 24"(540) Grey Knobby (Available with Shadow Rear Wheels Only.)..... | \$95 |
| Z2RTR7 <input type="checkbox"/> 26"(590) Black Knobby (Available with Shadow, Spinerger SPOX, or Spinerger LX Rear Wheels Only.)..... | \$95 |
| Z2RTR8 <input type="checkbox"/> 24"(540), 25"(559) and 26"(590) Schwalbe® Marathon Plus Evolution..... | \$125 |
| Z2RTR17 <input type="checkbox"/> 24"(540) and 25"(559) Schwalbe® Ultremo ZX..... | \$125 |

SOLID REAR TIRES

| | |
|---|-------|
| Z2RTR10 <input type="checkbox"/> 20"(451) Street Tread..... | \$70 |
| Z2RTR11 <input type="checkbox"/> 22"(501) Pyramid..... | \$75 |
| Z2RTR18 <input type="checkbox"/> 24"(540) and 25"(559) KIK Mako Herringbone Tread (Not available with Topolino Rear Wheels.)..... | \$115 |
| Z2RTR15 <input type="checkbox"/> 24"(540) and 25"(559) Treaded (Not available with Topolino Rear Wheels.)..... | \$95 |

HANDRIMS

Handrims by OUT-FRONT®

| | |
|---|-------|
| Z2RIM1 <input type="checkbox"/> Aluminum – Silver Anodized..... | STD |
| Z2RIM21 <input type="checkbox"/> Aluminum – Black Anodized (Not available with Mag or 20"(451) Rear Wheels.)..... | NCO |
| Titanium (Not available with Mag Rear Wheels, 20"(451) or 22"(501) Rear Wheels, or 24"(540) Knobby tires.) | |
| Z2RIM12 <input type="checkbox"/> Satin Finish..... | \$400 |
| Z2RIM13 <input type="checkbox"/> Polished Finish..... | \$550 |
| The Natural-Fit® (Original, Larger Profile) (Not available with 22"(501) Mag or 20"(451) Rear Wheels.) | |
| Z2RIM14 <input type="checkbox"/> Standard Grip (Not available with Short Tabs.)..... | \$325 |
| Z2RIM15 <input type="checkbox"/> Super Grip (Not available with Short Tabs.)..... | \$370 |
| Z2RIM16 <input type="checkbox"/> Without Thumb Grip..... | \$300 |
| The Natural-Fit® LT (Reduced Weight, Smaller Profile) (Not available with 22"(501) Mag or 20"(451) Rear Wheels.) | |
| Z2RIM17 <input type="checkbox"/> Standard Grip (Not available with Short Tabs.)..... | \$355 |
| Z2RIM18 <input type="checkbox"/> Super Grip (Not available with Short Tabs.)..... | \$400 |
| Z2RIM19 <input type="checkbox"/> Without Thumb Grip..... | \$330 |
| Z2RIM10 <input type="checkbox"/> The Surge (All-In-One Oval with Gription™ Strip, Larger Profile) (Not available with 22"(501) Mag Rear Wheels.)..... | \$325 |
| Z2RIM11 <input type="checkbox"/> The Surge LT (All-In-One Oval with Gription™ Strip, Smaller Profile) (Not available with 22"(501) Mag Rear Wheels.)..... | \$355 |
| Z2RIM20 <input type="checkbox"/> Q-Grip (Exclusive High-Friction, Anti-Slip Coating) (Not available with 20"(451) or Mag Rear Wheels.)..... | \$295 |

Additional Handrims

| | |
|---|-------|
| Z2RIM9 <input type="checkbox"/> Spinerger FlexRim (Available only on 24"(540) and 25"(559) Spinerger LX Rear Wheels. Please allow an additional 2-3 weeks delivery.)..... | \$525 |
| Z2RIM5 <input type="checkbox"/> Plastic Coated – (Black only)..... | \$95 |
| Z2RIM6 <input type="checkbox"/> Projections - 8 Vertical Projections (Not available with 20"(451), 22"(501), 26"(590) or Mag Rear Wheels.)..... | \$315 |
| Z2RIM0 <input type="checkbox"/> Omit Handrims..... | -\$15 |

Tab Length

| | |
|--|------|
| Z2RIM7 <input type="checkbox"/> Long Tabs..... | STD |
| Z2RIM8 <input type="checkbox"/> Short Tabs (Not available with Mag Rear Wheels or The Natural-Fit® Handrims with Thumb Grip.)..... | \$15 |

WHEEL LOCKS

Wheel Locks by OUT-FRONT®

| | |
|---|------------|
| Z2WLK7 <input type="checkbox"/> Compact Composite Push to Lock (Available with .75" to 1.5" Rear Wheel Spacing ① only)..... | NCO |
| Z2WLK8 <input type="checkbox"/> Compact Composite Pull to Lock (Available with .75" to 1.5" Rear Wheel Spacing ① only)..... | NCO |
| Z2WLK10 <input type="checkbox"/> Extension Handles for Compact Composite Push/Pull to Lock..... | \$75 E0961 |
| Z2WLK9 <input type="checkbox"/> Composite Scissor Lock..... | \$125 |

Additional Wheel Locks

| | |
|---|------------|
| Z2WLK5 <input type="checkbox"/> Black Aluminum Scissor Lock..... | \$150 |
| Z2WLK3 Uni-Lock Set At: <input type="checkbox"/> Push OR <input type="checkbox"/> Pull..... | \$145 |
| Z2WLK4 <input type="checkbox"/> Extension Handles for Uni-Lock..... | \$75 E0961 |

BACK UPHOLSTERY

| | |
|--|-------------|
| Z2BUP2 <input type="checkbox"/> Velcro Adjustable (Not available with Fold-Down Push Handles.)..... | STD |
| Tension Adjustable by Straps (Required with Aluminum Fendered Side Guards and Fold-Down Push Handles.) | |
| Z2BUP3 <input type="checkbox"/> Padded Nylon..... | \$300 E2611 |
| Z2BUP5 <input type="checkbox"/> AIR Breathable Upholstery (Not available with Ultrasuede or NiteLite Backrest Stripe.)..... | \$300 E2611 |
| Z2UPC3 Ultrasuede Backrest Stripe <input type="checkbox"/> Black <input type="checkbox"/> Sapphire <input type="checkbox"/> Red Pepper <input type="checkbox"/> Burnt Orange <input type="checkbox"/> Sub-Lime | |
| <input type="checkbox"/> Ultraviolet <input type="checkbox"/> Espresso (Not available with AIR Breathable Back Upholstery.)..... | \$90 |
| Z2UPC3 <input type="checkbox"/> TiLite NiteLite Reflective Backrest Stripe (Not available with AIR Breathable Back Upholstery.)..... | \$90 |
| Z2BUP4 <input type="checkbox"/> Ride Designs® Corbac™ Adjustable Contour Back Support (Black Only. Not available with Fold-Down Push Handles. See Chart on Page 7.)..... | \$455 E2611 |
| Z2BUP0 <input type="checkbox"/> Omit Back Upholstery..... | NCO |

SEAT UPHOLSTERY

| | |
|---|-------------|
| Z2SUP1 <input type="checkbox"/> Tension Adjustable Bolt On (Not available with Tapered Seat ①. Black only.)..... | STD |
| Z2SUP7 iSleeve™ Under Seat Smartphone Holder (Not available with 10" to 13" Rear Seat Width ② or Seat Depth ③.)..... | STD |
| Z2SUP2 <input type="checkbox"/> Tension Adjustable by Straps (Standard with Front Seat Width Seat Taper ① of 1.5" and 2.5". Not Available with Depth Adjustable Back/Frame. Black only.)..... | \$150 |
| Z2SUP3 <input type="checkbox"/> G10 Solid Seat (Not available with 10" or 11" Rear Seat Width ②.)..... | \$245 E2618 |
| Z2SUP0 <input type="checkbox"/> Omit Seat Upholstery..... | NCO |

CUSTOM CONFIGURATION OPTIONS

SEAT CUSHIONS

| | | |
|--|-------|-------|
| Z2CSH1 Foam Cushion <input type="checkbox"/> 2" <input type="checkbox"/> 3" <input type="checkbox"/> 4"..... | \$99 | |
| Z2CSH2 <input type="checkbox"/> StimuLITE® Sport (2" Black 12"x12" to 20"x 20") (Please allow an additional 2-3 weeks delivery. Black upholstery only.)..... | \$525 | E2603 |
| Z2CSH3 <input type="checkbox"/> Corbee® (2" Black 6"x 6" to 16"x 16") (Please allow an additional 2-3 weeks delivery. Black upholstery only.)..... | \$525 | E2603 |
| Z2CSH4 <input type="checkbox"/> ROHO® Low Profile® Quadtro Select® (Please allow an additional 2-3 weeks delivery. Black upholstery only.)..... | \$525 | E2624 |
| Z2CSH5 <input type="checkbox"/> ROHO® Custom (Please allow an additional 2-3 weeks delivery. Black upholstery only.)..... | \$625 | E2609 |
| Z2CSH6 <input type="checkbox"/> VARILITE® Evolution™ (Black only, see Chart below.)..... | \$525 | E2622 |
| Z2CSH7 <input type="checkbox"/> VARILITE® Zoid™ (Black only, see Chart below.)..... | \$525 | E2622 |

VARILITE® SEAT CUSHION AVAILABILITY CHART

| Seat Width Ⓐ | Seat Depth Ⓔ | |
|--------------|----------------------|-----------------|
| | VARILITE® Evolution™ | VARILITE® Zoid™ |
| 12" | 14" | 8", 12", 14" |
| 13" | NONE | NONE |
| 14" | 14", 16", 18", 20" | 14", 16", 18" |
| 15" | 15", 17" | 15", 17" |
| 16" | 14", 16", 18", 20" | 16", 18", 20" |
| 17" | 17" | 17" |
| 18" | 16", 18", 20" | 16", 18", 20" |
| 19" | NONE | NONE |
| 20" | 16", 18", 20" | 16", 18", 20" |

CORBAC™ SEAT WIDTH/BACK HEIGHT AVAILABILITY Chart

| Rear Seat Width Ⓐ | Seat Back Height Ⓔ |
|-------------------|--------------------|
| 14" | 13" - 15" |
| 15" | 13" - 16" |
| 16" | 14" - 16" |
| 17" | 14" - 16" |
| 18" | 14" - 16" |

SIDE GUARDS

Z2SDG1 ☐ Cloth (Not available with Ride Designs® Corbac™ back support.).....\$85

Aluminum

| | |
|--|-------|
| Z2SDG2 <input type="checkbox"/> Rigid Removable <input type="checkbox"/> Small OR <input type="checkbox"/> Std..... | \$175 |
| Z2SDG3 <input type="checkbox"/> Quad Removable w/Hole <input type="checkbox"/> Small OR <input type="checkbox"/> Std..... | \$185 |
| Z2SDG4 <input type="checkbox"/> Fold Down Rigid <input type="checkbox"/> Small OR <input type="checkbox"/> Std..... | \$295 |
| Z2SDG6 <input type="checkbox"/> Fendered Adjustable (Available with 24" and 25" Rear Wheels. Requires Rear Seat Height Ⓔ of 14.5" to 18.5".) | \$295 |

Carbon Fiber (Not available with Depth Adjustable Back/Frame.)

| | |
|--|-------|
| Z2SDG7 <input type="checkbox"/> Rigid Removable <input type="checkbox"/> Small OR <input type="checkbox"/> Std..... | \$270 |
| Z2SDG8 <input type="checkbox"/> Quad Removable w/Hole <input type="checkbox"/> Small OR <input type="checkbox"/> Std..... | \$280 |
| Z2SDG9 <input type="checkbox"/> Fold Down Rigid <input type="checkbox"/> Small OR <input type="checkbox"/> Std..... | \$400 |
| Z2SDG12 <input type="checkbox"/> Fendered Removable..... | \$395 |

Available on Aluminum and Carbon Fiber Non-Fendered Side Guards

Z2SDG13 ☐ Side Guards Custom Cut to Profile of Rear Wheels (Not available with Cloth.).....\$275

ARMRESTS (Desk Arms come with built-in Side Guards.)

Z2ARM1 Swing Away Tubular ☐ 9" to 12" **OR** ☐ 11" to 14" (Not available with Depth Adjustable Back/Frame or Aluminum Frame Transit Tie-Down.)...\$195 E0973

Z2ARM4 Swing Away - Flip Back Tubular ☐ 6" to 9" **OR** ☐ 9" to 12" (Not available with Aluminum Frame Transit Tie-Down.).....\$275 E0973

Z2ARM2 Removable Height Adjustable Desk Arm with Rigid Side Guard (Not available with Depth Adjustable Back/Frame unless Aluminum Frame Transit Tie-Down is selected. Requires 14" minimum Seat Depth Ⓔ.).....\$295 E0973
☐ 9" to 12" **OR** ☐ 12" to 15"

☐ Standard Length Pad (10") **OR** ☐ Full Length Pad (14")

Z2ARM3 Removable Height Adjustable Desk Arm with Rigid Side Guard and Transfer Loop(Not available with Depth Adjustable Back/Frame unless Aluminum Frame Transit Tie-Down is selected. Requires 14" minimum Seat Depth Ⓔ.).....\$325 E0973
☐ 9" to 12" **OR** ☐ 12" to 15"

☐ Standard Length Pad (10") **OR** ☐ Full Length Pad (14")

Available on all Armrests

Z2ARM5 ☐ Covered in Black Ultrasuede.....\$95

SEAT BELTS

Z2BLT1 ☐ Velcro Adjustable, Black Nylon Webbing.....\$45 E0978

Z2BLT2 ☐ Bodypoint® 2" Push-Button Buckle (Auto-Style.).....\$85 E0978

Z2BLT4 ☐ Bodypoint® 1" Wide Push-Button Buckle Padded (Auto-Style.) (Not available with 19" or 20" Rear Seat Widths Ⓐ.).....\$165 E0978

Z2BLT5 ☐ Bodypoint® 1.5" Wide Push-Button Buckle Padded (Auto-Style.) (Not available with 19" or 20" Rear Seat Widths Ⓐ.).....\$155 E0978

Z2BLT6 ☐ Bodypoint® 1.5" Wide Rehab Latch Buckle Padded (Airline-Style.) (Not available with 19" or 20" Rear Seat Widths Ⓐ.).....\$160 E0978

Z2BLT7 ☐ Bodypoint® 1.5" Wide Plastic Side Release Padded (Not available with 19" or 20" Rear Seat Widths Ⓐ.).....\$120 E0978

Z2BLT9 ☐ Bodypoint® Evoflex Pelvic Stabilizer.....\$210 E0978

Z2BLT10 ☐ Bodypoint® Optional Band Clamp Mounting Hardware\$20 E0978

CALF STRAP

Z2CLF2 Velcro Adjustable\$35 K0038

☐ Xtra Small (Recommended for 6"- 9" Footrest Widths)

☐ Small (Recommended for 9"- 12" Footrest Widths)

☐ Medium (Recommended for 11"- 15" Footrest Widths)

☐ Large (Recommended for 14"- 17" Footrest Widths)

☐ Xtra Large (Recommended for 16"- 19" Footrest Widths)

Z2CLF3 Bodypoint® Padded Velcro Adjustable\$90 K0038

☐ Small (Recommended for 8"- 11" Footrest Widths)

☐ Medium (Recommended for 12"- 15" Footrest Widths)

☐ Large (Recommended for 16"- 20" Footrest Widths)

Z2CLF1 ☐ Buckle Adjustable, Black Nylon Webbing.....\$25 K0038

CUSTOM CONFIGURATION OPTIONS

BACK PACK

| | | |
|---|------|--|
| Z2BCK1 <input type="checkbox"/> Small - Black Nylon | \$50 | |
| Z2BCK2 <input type="checkbox"/> Large - Black Nylon..... | \$65 | |

SEAT POUCH

| | | |
|--|------|--|
| Z2PCH1 <input type="checkbox"/> Small - Black Nylon..... | \$40 | |
| Z2PCH2 <input type="checkbox"/> Large - Black Nylon..... | \$45 | |

SPOKE GUARDS by SPOZEE.COM

| | | |
|--|-------|-------|
| Z2GRD1 <input type="checkbox"/> Clear Lexan with TiMotion Logo (Not available with Mag Rear Wheels.)..... | \$115 | K0065 |
| Z2GRD2 <input type="checkbox"/> Scooter Frog (Not available with Mag Rear Wheels.)..... | \$275 | K0065 |
| Z2GRD3 <input type="checkbox"/> Color Spectrum (ROYGBIV) on Black (Not available with Mag Rear Wheels.)..... | \$275 | K0065 |
| Z2GRD4 <input type="checkbox"/> Purple Party (Not available with Mag Rear Wheels.)..... | \$275 | K0065 |

ANTI-TIPS

| | | |
|--|-------|-------|
| Z2TIP1 <input type="checkbox"/> Rear Aluminum - Black..... | \$140 | E0971 |
| Z2TIP2 <input type="checkbox"/> User Friendly Flip-up..... | \$245 | E0971 |

ACCESSORIES

| | | |
|---|-------------|-------|
| Z2UEST1 Upper Extremity Support Tray <input type="checkbox"/> 12" to 14" OR <input type="checkbox"/> 13" to 15" Seat Widths A (Requires Armrests.)..... | \$250 | E0950 |
| Z2GS1 <input type="checkbox"/> GRIP Solutions Lap Tray..... | \$85 | |
| Z2LUG1 <input type="checkbox"/> Luggage Carriers..... | \$125 | |
| Z2MPCT2 Neoprene Impact Guards with Ultrasuede Stripe <input type="checkbox"/> Black <input type="checkbox"/> Sapphire <input type="checkbox"/> Red Pepper <input type="checkbox"/> Burnt Orange <input type="checkbox"/> Sub-Lime <input type="checkbox"/> Ultraviolet <input type="checkbox"/> Espresso..... | \$90 | |
| Z2MPCT2 <input type="checkbox"/> TiLite NiteLite Neoprene Impact Guards with Reflective Stripe..... | \$90 | |
| Z2CAT1 <input type="checkbox"/> Catch-All..... | \$75 | |
| Z2CH1 <input type="checkbox"/> Crutch Holder..... | \$195 | E2207 |
| Z2TS1 TiLite T-Shirt <input type="checkbox"/> Small <input type="checkbox"/> Medium <input type="checkbox"/> Large <input type="checkbox"/> X-Large <input type="checkbox"/> XX-Large..... | \$25 | |
| Z2TIP5 <input type="checkbox"/> Front Roller (Requires that Seat to Footrest Measurement B be at least 3" shorter than Front Seat Height C . Not available w/ Titanium Flip-Back Footrest.)..... | \$145 | |
| Z2HS1 <input type="checkbox"/> TiLite 9 Piece SAE Round Handle Folding Hex Key Set..... | \$25 | |
| Z2AFP1 4" Logo Patch <input type="checkbox"/> Army <input type="checkbox"/> Navy <input type="checkbox"/> Air Force <input type="checkbox"/> Marines | \$90 | |
| Z2AFP2 Name Tape Patch <input type="checkbox"/> Army <input type="checkbox"/> Navy <input type="checkbox"/> Air Force <input type="checkbox"/> Marines | \$90 | |
| Z2AFP3 <input type="checkbox"/> Combat Wounded Purple Heart Patch..... | \$90 | |

DESIGNS UNLIMITED

TiLite's ZRA offers more than 71 million different frame combinations! But sometimes even that's not enough. If you would like to customize your TiLite, check out the Designs Unlimited Studio at tilite.com. There you will find drawings and pricing for hundreds of creative solutions to customers' customization requests. We call these "D.U.'s." If you don't find the D.U. you're looking for, contact the TiLite Customer Service Team at 800.545.2266 or customerservice@tilite.com and we'll design a D.U. just for you. Designs Unlimited customization may add an additional 2 to 3 weeks to the ship time of your chair.

GENERAL

TiLite manufactures a wide variety of wheelchairs to meet the varied needs of wheelchair users. The final selection of a particular model, its options and accessories, and its measurements rests solely with the wheelchair user and advising healthcare professional. TiLite wheelchairs must be fitted by a qualified healthcare professional. HCPCS Codes are for reference purposes only. Actual coding and coverage varies by payer. Proper HCPCS coding is not a guarantee of payment. Please verify the appropriate payer's coverage policy.

Get the latest order forms at tilite.com. Prices, standard features, options and accessories are subject to change without notice. All rights reserved. Trademarks are identified by symbols™ and ®. TiLite, the TiLite logo, Ti, the Ti logo, The Titanium Experts, and TiShaft are registered trademarks of TiSport, LLC and are licensed to TiLite, LLC. Adobe®, Acrobat®, Acrobat Professional® and Reader® are registered trademarks of Adobe Systems Inc. Bodypoint® is a registered trademark of Bodypoint Inc. Kenda® is a registered trademark of Kenda Rubber Industrial Co Ltd. Ride Designs® and Corbac® are registered trademark of Aspen Seating, LLC. ROHO®, Low Profile® and Quadro Select® are registered trademarks of ROHO Inc. Schwalbe® is a registered trademark of Ralf Bohle GmbH. Supracor®, Stimulite® and Corbee® are registered trademarks of Supracor, Inc. The Natural-Fit® and Out-Front® are registered trademarks of Three Rivers Holdings, LLC. Varilite® is a registered trademark of Cascade Designs, Inc.

QUOTE THIS CHAIR

If you are using Adobe Acrobat, this order form may be converted into a quote request or into an order by clicking one of the buttons (this feature is available exclusively to TiLite dealers and distributors). A TiLite Quote or a TiLite Order Confirmation will be sent to you within 24 hours.

ORDER THIS CHAIR