

RPG User Defined Functions (UDFs)



and Table Functions (UDTFs)

Presented by

Scott Klement

<http://www.scottklement.com>

© 2009-2011, Scott Klement

“There are 10 types of people in the world.
Those who understand binary, and those who don’t.”

Objectives Of This Session



- What is a User defined function (UDF)?
- Why would I consider using one?
- UDF info and examples
- What is a User defined table function (UDTF)?
- UDTF info and examples
- Links to more information

Although UDFs can be written in many languages, including SQL itself, this talk will focus on writing them in RPG.

SQL Routines



SQL Supports the ability to write routines, callable as an SQL statement, or as part of a larger SQL statement.

- Procedures ("Stored Procedures")
 - To be used via the CALL SQL command.
 - Input/Output parameters and result sets.
 - "Subroutine" for SQL.
- Triggers
 - Fire automatically when an event happens.
- Functions (*...this is the one I'll talk about ...*)
 - Called as part of a select, insert, update, etc.
 - Take input as parameters.
 - Return output as a return value – or a table ("file").

3

What's a UDF (1 of 2)



A UDF is a function that takes input parameters, and returns an output (variable or table) – you can write them in SQL or in "external" languages like RPG, Cobol, C, CL, Java and more...

Think: Calling an RPG subprocedure from SQL!

```
Select empno, lastname, firstname, midinit, hiredate
from EMPMAST
order by hiredate
```

This query can read a file, but what about calculated data?

- File has date in YYYYMMDD format, but you need it in MM/DD/YYYY format
- File has the date hired, but you need to know the years of service.

4

What's a UDF (2 of 2)



```
Select empno, lastname, firstname, midinit,  
       toMdy(hiredate), yearsActive(hiredate,termdate)  
from EMPMAST  
order by hiredate
```

toMdy() calls an RPG subprocedure, passes hiredate as a parameter.

➤ RPG routine outputs the date in MM/DD/YYYY format.

yearsActive() calls an RPG subprocedure, passes hiredate as a parameter

➤ RPG routine figures out how many years since that date, and returns it.

Output of select will contain the data from the RPG program

5

Why Use a UDF?



They are useful, because they:

- Simplify SQL statements
- Let you re-use existing RPG business logic
- Easy plumbing for app integration across a network
- There are things RPG can do that SQL cannot

6

SQL Can't Do Everything, Right?



SQL (by itself) can't:

- Check if a (non-file) object exists
- Read a data area
- Parse XML
- Work with the IFS
- Write HTML to a browser
- Send a text message to your cell phone (or for that matter, to QSYSOPR)

SQL and RPG make a great team. RPG is right for some things, and SQL is right for some things!

**Like
What?!**



7

But, My #1 Reason Is....



UDFs let me write business logic in RPG,
and use it anywhere.

any place I can run an SQL statement.

- Windows apps (.NET, VB, C++, etc)
- PHP apps (IBM i, Linux, Windows)
- Java apps (anywhere)
- ILE RPG, Cobol, C
- Even OPM
- Even Microsoft Office!



I'll take RPG UDFS for the win, please!

8

Start With an RPG Subprocedure



...it can also be a program, but I find that less intuitive.

You can have multiple procedures in the module if you like.

```
P toMdy          B          export
D toMdy          PI          10a
D   ymd          8p 0 const

D retval         S          10a
/free
  monitor;
    retval = %char( %date(ymd:*iso) : *USA );
  on-error;
    retval = 'ERROR';
  endmon;

  return retval;
/end-free
P                  E
```

9

Compile & Bind Into a SRVPGM



Build a service program from the module:

```
CRTRPGMOD MODULE(mylib/UDFDEMO)      (or PDM #15)
      SRCFILE(*libl/QRPGLESRC)
```

```
CRTSRVPGM SRVPGM(mylib/UDFDEMO1)
```

You now have routines that are callable from ILE languages – but how do you call them from elsewhere?

Create An SQL Function



```
Create Function toMdy ( ymd Decimal(8,0) )
    returns char(10)
    language rpgle
    deterministic
    no sql
    external name 'mylib/UDFDEMO1(TOMDY)'
    parameter style general
```

Think of "Create Function" as SQL's version of a prototype. It gives SQL all of the details needed to call your subprocedure.

This is an SQL statement.

You can run it from any place that SQL is available... STRSQL, IBM i Navigator, RUNSQLSTM, from your code, etc. It doesn't matter.

Personally, I like putting them into a source member, and running with RUNSQLSTM. Then you can repeat it when you need to.

11

What Does Create Function Do?



- The "prototype" information needed to call your routine is saved into the database.
- No disk object is produced. (It's not like a compiler.)
- Info about parameters and how to call is saved into files in QSYS2 library

File **SYSROUTINES** = info about SQL routines

File **SYSFUNCS** = info about SQL functions

The **Drop Function** SQL statement removes these definitions from the files.

12

Quick Create Function Syntax Overview



```
Create Function toMdy ( ymd Decimal(8,0) )  
    returns char(10)  
    . . .
```

- ✓ **toMdy** = function name (name you use in SQL statements)
- ✓ **ymd** = parameter name. Decimal(8,0) is the data type
- ✓ Returns **char(10)** describes the return value

```
. . .  
    language rpgle  
    deterministic  
    no sql  
    external name 'mylib/UDFDEMO1(TOMDY)'  
    parameter style general
```

Programming language
to call -- controls how
parms are passed.

- ✓ Options that control how your routine gets called.
(more info coming up...)

Routine to call -- name of
*SRVPGM object and
subprocedure.

Contains SQL?



Remember: Your UDF is run from an SQL statement.

➤ If your RPG uses SQL, it's a statement inside another statement!

SQL can handle this, but it needs to know how you plan to use SQL

- **NO SQL** (*fastest*)
Doesn't use any SQL whatsoever. If it tries to use SQL, an error will occur.
- **CONTAINS SQL**
Can use only a very restrictive number of SQL statements that neither read nor update files. (such as COMMIT/ROLLBACK or SET with various variables.)
- **READS SQL DATA**
Reads data, such as a SELECT or FETCH statements. No updates allowed.
- **MODIFIES SQL DATA** (*slowest*)
All SQL statements allowed, including INSERT, UPDATE, CREATE TABLE, etc.

If you specify too little access for what you're doing, you'll get an error. If you're not sure what level is required, see Appendix B of the SQL Reference manual, it lists all SQL statements and which one of the above is required.

Deterministic?



Democritus was one of the first philosophers to anticipate determinism, and many consider him the father of modern science.

But has nothing to do with RPG or SQL.

In SQL, “deterministic” means that if a function is called with the same parameter values, it’ll always return the same result.

`toMdy(20091231)` returns 12/31/2009

Every time you call `toMdy()` and pass 20091231, it’ll always return 12/31/2009.

That means SQL doesn’t have to call it repeatedly if the parameter value doesn’t change. It can remember the last answer – and not call your function. (Improves performance.)

By default, functions are **NOT DETERMINISTIC** so specify the **DETERMINISTIC** option if your routine would benefit from it...

15

Parameter Styles (1 of 2)



The previous example used the “GENERAL” parameter style

- Sometimes called “SIMPLE CALL”
- The parameters passed from the SQL statement match what’s passed to your program.
- The return value from your program matches what’s returned back to the SQL statement.

Other parameter styles are a little different.

- The SQL statement looks the same. Same parameter(s) are passed when calling the UDF.
- There will be additional parameters passed from the database engine to your RPG code, however.
- Null indicators, Error handling fields, and more.
- In some styles, the return value is in the parameter list. (So *PGMs will work.)
- The exact parameters passed will depend on which parameter style is used.

16

Parameter Styles (2 of 2)



- **GENERAL** (only works with *SRVPGM calls) (SIMPLE CALL is an alias)
 - What you see is what you get.
 - There are no extra parameters passed from SQL to your *srvpgm, just the ones given on the SQL statement.
 - The return value of the subprocedure becomes the return value of the UDF.
- **GENERAL WITH NULLS** (only with *SRVPGM calls)
 - Same as GENERAL except that extra parameters are passed from SQL to RPG containing null indicators for all parameters and return values..
- **SQL (or DB2SQL which is the same thing!)**
 - Subprocedure return values aren't used, instead return value is passed in the parameter list.
 - Null indicators are passed in the parameter list for all parameters and return values.
 - Various additional parms for error handling, and other stuff. *(more later!)*
 - Supports calling programs as well as subprocedures

There are others, but these are the ones that are useful from an RPG program

17

YearsActive in GENERAL Parameter Style



```
Create Function yearsActive (  
    hiredate Decimal(8, 0),  
    termdate Decimal(8, 0)  
)  
    returns Integer  
    language rpgle  
    not deterministic  
    no sql  
    external name 'mylib/UDFDEMO1(COUNTYEARS)'  
    parameter style general;
```

Two parameters, separated by commas, just like you'd have with CREATE TABLE (etc)

Parameter style is GENERAL

The RPG subprocedure name doesn't have to match the SQL name. (It can, but it doesn't have to.) In this case, the RPG name is CountYears, but the SQL name is yearsActive

18

CountYears w/GENERAL style

```
P countYears      B                export
D countYears      PI                10i 0
D   hireDate      8p 0 const
D   termDate      8p 0 const

D myTerm          s                d   inz(*sys)
D retval          s                10i 0
/free

    monitor;
      if (termDate <> 0);
        myTerm = %date(termDate:*iso);
      endif;
      retval = %diff( myTerm
                    : %date( hireDate : *iso)
                    : *YEARS );

    on-error;
      retval = -1;
    endmon;

    return retval;
/end-free
P                E
```

Date defaults to the current system date.

To specify no date, 0 must be passed. That's okay in this case, but not in every UDF!

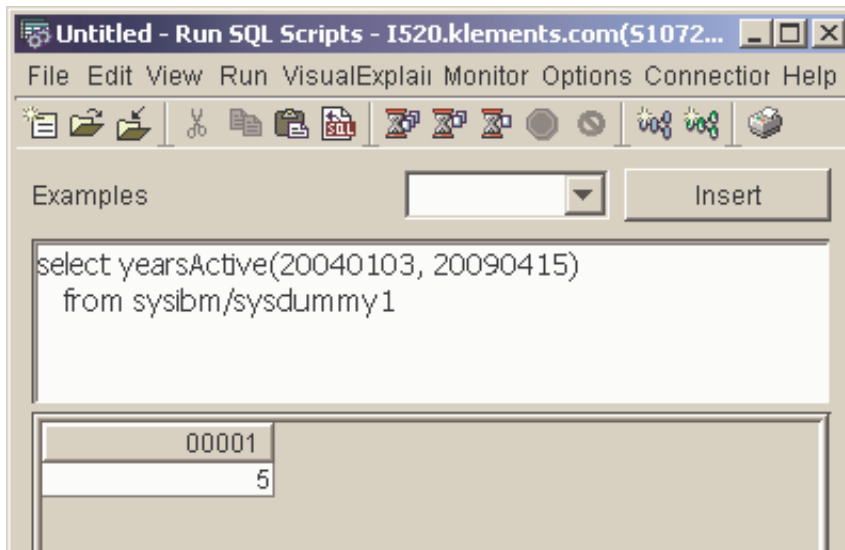
Any invalid date (in either parameter) will return an error of -1.

Not the best way of handling errors!!

0 is a special value in our employee master file that means "never terminated"

19

Testing your UDFs from iNav



iNav's Run SQL Scripts is an easy way to test the UDF.

If employee worked from 2004-2009, it's 5 years.

I can easily change the numbers to test different dates.

Tip: SYSIBM/SYSDUMMY1 is an IBM-supplied file that's intended for testing UDFs. It makes it easy to make ad-hoc calls to your UDF.

20

Limitations of the GENERAL Style



- General cannot work with programs because programs cannot return a value.
- Can't report errors in a standard way. Have to roll-your-own error handling.
- Doesn't provide support for null indicators on the parameters – so special values must be used. What if your database is using nulls?

21

SQL (or DB2SQL) Parameter Style



- First X parameters are the parameters you specified on Create Function.
- A parameter for the return value.
- One parameter for each input parameter's null indicator
- One parameter for the return value's null indicator
- The SQLSTATE (SQLSTT) value, CHAR(5)
- Fully qualified function name VARCHAR(517)
- Specific Name VARCHAR(128)
- Error Message Text – VARCHAR(70)
- There are 3 optional parameters, not discussed here...
 1. Scratchpad
 2. Call type
 3. DBINFO structure

22

YearsActive in SQL Parameter Style



```
Create Function yearsActiveSql (
    hiredate Decimal(8, 0),
    termdate Decimal(8, 0)
)
returns Integer
language rpgle
not deterministic
no sql
external name 'mylib/UDFDEMO1(YEARSACTIVESQL)'
parameter style sql;
```

Notice....
2 parameters

1 return value

Parameter style is now
SQL

SQL parameter style can
call programs instead of
procedures. To do that,
simply leave off the
parenthesis and
procedure name. d

```
.
.
External name 'mylib/UDFPROGRAM'
```

23

RPG Code w/SQL Parameter Style (1 of 2)



```
P yearsActiveSql B          export
D yearsActiveSql PI
D hireDate          8p 0 const
D termDate          8p 0 const
D yearCount         10i 0
D n_hireDate        5i 0 const
D n_termDate        5i 0 const
D n_yearCount       5i 0
D sqlstt            5a
D function           517a varying
D specific          128a varying
D errorMsg          70a varying

D myTerm            s          d inz(*sys)
D PARM_NULL         C          CONST(-1)
/free
```

Input parameters

Returned value

Null indicators for
each input
parameter

Null indicator for
return value

SQL State and
error message let
you return your
own SQL errors

```
monitor;
  if (n_termDate<>PARM_NULL and termDate <= 0);
    myTerm = %date(termDate:*iso);
  endif;
on-error;
  sqlstt = '38999';
  errorMsg = 'Invalid termination date!';
  return;
endmon;
```

24

RPG Code w/SQL Parameter Style (2 of 2)



```
if n_hireDate = PARM_NULL;
  sqlstt = '38998';
  errorMsg = 'Hire date cannot be null!';
  return;
endif;

monitor;
  yearCount = %diff( myTerm
                    : %date( hireDate : *iso)
                    : *YEARS );

on-error;
  sqlstt = '38997';
  errorMsg = 'Invalid hire date!';
endmon;

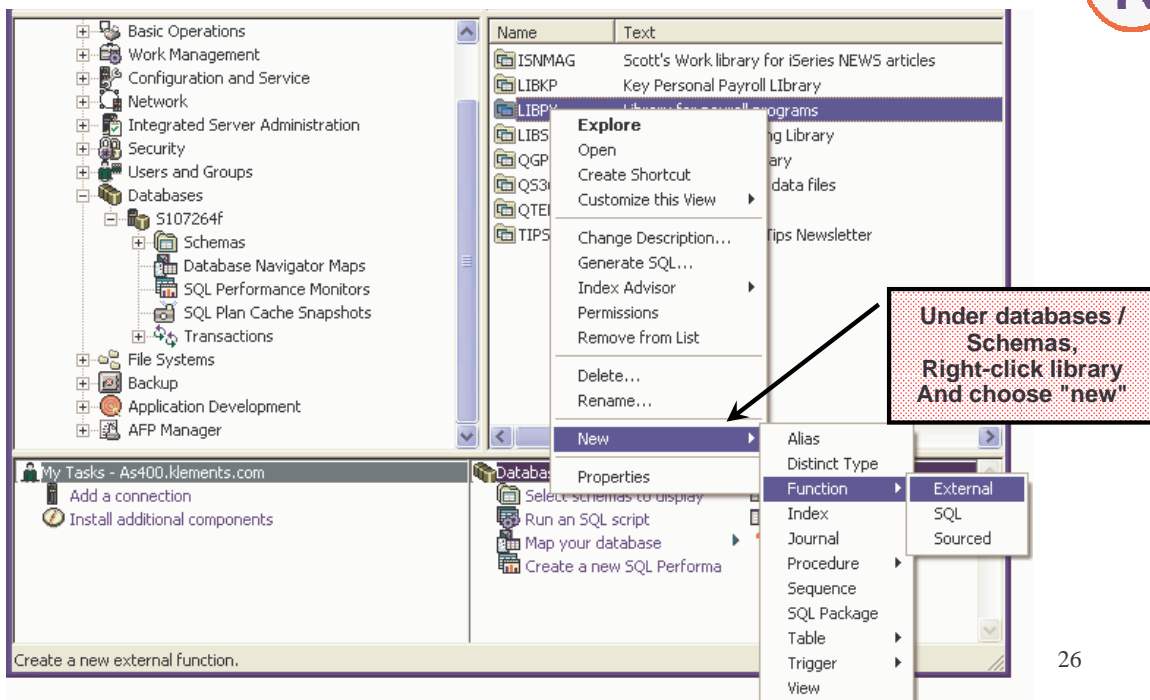
return;
/end-free
P                                     E
```

Even though parms to the RPG have changed, the SQL call is the same...

```
Select yearsActiveSql( hireDate, termDate ) from EMPMAST
```

25

iNav Has a Wizard for UDFs helps you write the 'create function' statement



26

That Was an "External Scalar" UDF



What I've shown you so far is an external scalar UDF.

- External – means it's written in an HLL (not in SQL)
- Scalar – returns a single field value.
- Typically takes the place of a field value on a SELECT statement
- Can also be used in WHERE clause on SELECT, UPDATE, DELETE, etc. (but beware performance – forces a table scan...)
- Basically anyplace you'd have put a "field value"

What if you wanted to return many values?

- An "array" of values?
- Like a result set – like you'd have with a stored procedure?
- Or perhaps it's easier to visualize as a "temporary file".

To do that, you need an "External Table" function...

27

User Defined Table Function



Although the technical name is "External table function", people, articles and books frequently refer to table functions as UDTF:

User Defined Table Function

Table functions are:

- Also defined with the Create Function SQL Statement
- Return the contents of a (temporary) table (SQL name for "file")
- Works like an array, multiple rows (records) with the same fields.
- Called from a SELECT statement (takes the place of a FILE)
- Usually used like a stored procedure's with a result set – but can do more.

28

Table Function vs. Stored Procedure



Much has been written about using stored procedures as a means to call RPG business logic in an MVC environment (or other environment where a GUI front-end wants to call existing business logic.)

Advantages of stored procedures:

- Easy to code
- Can return data in parameter list (not so useful for arrays)
- Can return data in a result set (Prior to IBM i 7.1, it was only to ODBC, JDBC or CLI based code. In 7.1, embedded SQL, also.)

Thoughts on using Table Functions, instead:

- Slightly more difficult to code (at first, anyway!)
- Parameter list is input only.
- Can return data in result set to all **languages**
- Can use SELECT statement to do stuff to result set (**more info later...**)

29

When Would You Use UDTF?



Any time you would've previously created a subfile.

(Or equivalent web page)

- Natural way to return "rows" of data that repeat.
- Built-in capability to sort (ORDER BY) the rows
- Built-in capability to filter (WHERE) the rows
- Built-in capability to total up (SUM) the rows.

Since they're callable from embedded SQL, they can even be used to add this sort of capability to green-screen applications!

30

Existing Report



Customer: 4760
Date: 04/09/2009

ItemNo	Description	Qty	UOM	Weight	Cost
7895	CHESY-GRIL GM SKLS 5-1 6"	11	BXS	110.00	21.89
1891	TURKEY BREAST ROLL 26#BOX	4	BXS	107.53	8.76
2050	CHICKEN BREAST 10# CW BX	12	BXS	12.66	29.88
1894	SMK TURKY BRST LOG 26#CW	9	BXS	213.63	19.71
6970	SMK 25% HAM ROUND 35#CW	4	BXS	154.25	7.92
3261	KLEMENT FS COTTO 25# EW	3	BXS	75.00	4.77
2393	GAR PEP BF C-OFF IN 13#BX	4	BXS	54.66	11.96
8063	CKD BR SLDR PATY 1.5OZ10#	1	BXS	10.00	0.00
2053	CHICKEN ROLL 5#PC-10#BOX	2	BXS	20.00	4.38

Code the business logic as a UDTF, and I can re-use this report as part of any program!

31

Create Function for UDTF



```
Create Function CustSales( CustNo  Decimal(4, 0),
                          Date     Decimal(8, 0) )
```

Returns Table

```
(
  itemNo Char(10),
  desc   Char(25),
  Qty    Decimal(9, 0),
  Unit   Char(3),
  Weight Decimal(11, 2),
  Cost   Decimal(9, 2)
)
```

```
external name 'my-lib/UDTFDEMO1(CUSTSALES)'
language rpgle
parameter style db2sql
no sql
not deterministic
disallow parallel;
```

"Returns Table" is how you tell SQL that your function returns a table instead of a scalar

You must list the columns (fields) in your returned table.

DB2SQL is the only allowed parameter style

Currently "disallow parallel" is required. May change in future release?

32

DB2SQL Parameter Style for Table Function

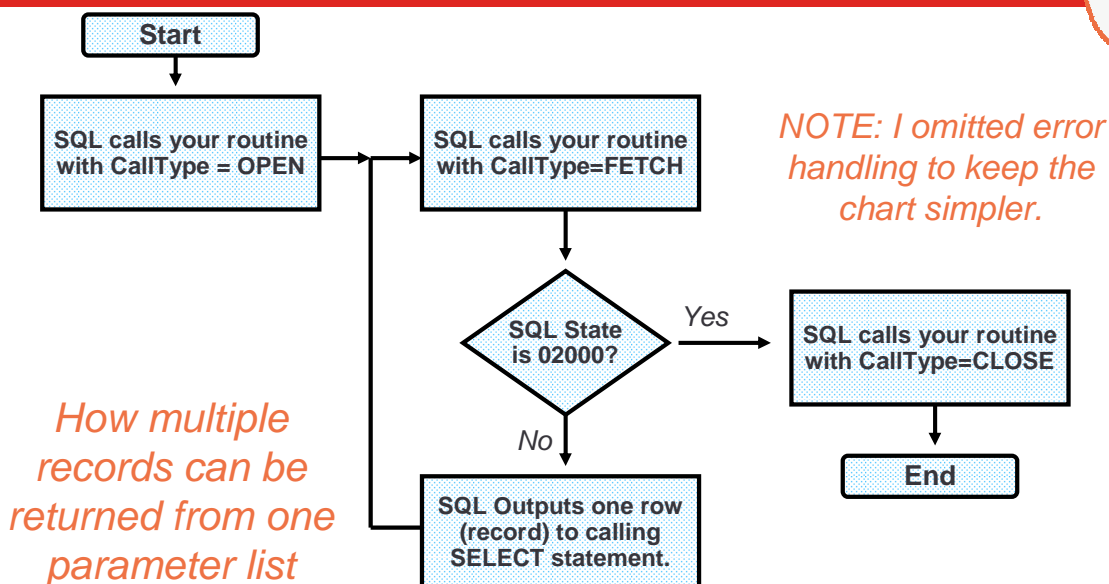


DB2SQL Parameter Style is the only one currently supported for UDTFs – and is very very similar to the SQL Parameter Style used with a scalar function.

- One RPG parameter for each input parameter (CustNo & Date)
- One RPG parameter for each column (field) returned in a single record.
- One null indicator parameter for each input parameter.
- One null indicator parameter for each column returned in a single record.
- SQL State for handing errors, CHAR(5)
- Fully-qualified function name VARCHAR(517)
- Specific Name VARCHAR(128)
- Error message VARCHAR(70)
- Call type – an integer (10I 0) to tell which “event”.
 - 2=first call*, -1=open, 0=fetch, 1=close, 2=final call*
 - (* first call & final call are only used if you specify the “final call” option on the create function statement.)

33

How a UDTF is Called



34

RPG Code for CustSales (1 of 6)



P CustSales	b	export	
D CustSales	pi		
D CustNo	4p 0	const	Two input parms are first
D Date	8p 0	const	
D itemNo	10a		The columns of the returned file.
D desc	25a		
D qty	9p 0		
D unit	3a		
D weight	11p 2		Null indicators for input parms and output columns
D cost	9p 2		
D n_CustNo	5i 0	const	
D n_date	5i 0	const	
D n_ItemNo	5i 0		Call Type lets SQL notify if it's the Open, Fetch or Close event.
D n_Desc	5i 0		
D n_Qty	5i 0		
D n_Unit	5i 0		
D n_Weight	5i 0		
D n_Cost	5i 0		
D SQLSTT	5a		
D Function	517a	varying const	
D Specific	128a	varying const	
D errorMsg	70a	varying	
D CallType	10i 0	const	

35

RPG Code for CustSales (2 of 6)



D CALL_OPEN	C	CONST(-1)
D CALL_FETCH	C	CONST(0)
D CALL_CLOSE	C	CONST(1)
D PARM_NULL	C	CONST(-1)
D PARM_NOTNULL	C	CONST(0)
/free		
if n_Date=PARM_NULL or n_CustNo=PARM_NULL;		
SQLSTT = '38999';		
errorMsg = 'Both CUSTNO and DATE are manditory';		
return;		
endif;		
select;		
when CallType = CALL_OPEN;		
exsr doOpen;		
when CallType = CALL_FETCH;		
exsr doFetch;		
when CallType = CALL_CLOSE;		
exsr doClose;		
*INLR = *ON;		
endsl;		

36

RPG Code for CustSales (3 of 6)



```
begsr doOpen;
  if not %open(CUSTMAS);
    open CUSTMAS;
  endif;
  if not %open(ITMMAST);
    open ITMMAST;
  endif;
  if not %open(ORDBYCUS);
    open ORDBYCUS;
  endif;

  chain (CustNo) CUSTMAS;
  if not %found;
    SQLSTT='38998';
    errorMsg = 'Unknown customer';
    return;
  endif;

  setll (CustNo:Date) ORDBYCUS;
endsr;
```

Move to the start of the list of "rows" that this UDTF will return.

37

RPG Code for CustSales (4 of 6)



```
begsr doFetch;
  reade (CustNo:Date) ORDBYCUS;
  if %eof;
    SQLSTT='02000';
    return;
  endif;

  ItemNo = ocItem;
  Qty    = ocQty;
  cost   = ocPric * ocQty;

  chain (%dec(ItemNo:5:0)) ITMMAST;
  if not %found;
    SQLSTT='38998';
    errorMsg = 'Unknown item found in list';
    return;
  endif;

  Desc = imDesc;
```

Set SQLSTT to 02000 to tell SQL when you're done returning rows.

If you forget this your program will be called over and over again in an endless loop!

38

RPG Code for CustSales (5 of 6)



```
select;
when ocUnit = 'L';
  Unit = 'Lbs';
  Weight = Qty;

when ocUnit = 'B';
  Unit = 'Bxs';
  Weight = Qty * imLbBx;

when ocUnit = 'P';
  Unit = 'Pcs';
  Weight = Qty * imLbPc;

when ocUnit = 'Z';
  Unit = 'Plt';
  Weight = Qty * imLbPl;

endsl;

Cost = Cost * cuDPct;
endsr;
```

Your business logic can be anything you like. In this case, I'm calculating the weight, unit of measure and cost.

I can do any sort of RPG Calculations I need here....

39

RPG Code for CustSales (6 of 6)



```
begsr doClose;
  close *ALL;
endsr;

/end-free
P          E
```

You might think of these the way you think of the RPG Cycle.

...The fetch subroutine is called once for each record...

- Called once with CallType=OPEN. You do whatever you'd traditionally do in *INZSR.
- Called many times with CallType=FETCH – each time you use the parameters to return one record. Return '02000' to signal the end.
- Finally called with CallType=CLOSE.

40

Untitled - Run SQL Scripts - As400.klements.com(S107264f) *

File Edit View Run VisualExplain Monitor Options Connection Help

Examples Insert

```
select * from table(custsales(4760, 20090409)) as t
```

You must use TABLE() to tell SQL that it's a table function.

You must use "as" (in this example, "as t").

ITEMNO	DESC	QTY	UNIT	WEIGHT	COST
7895	CHESY-GRIL GM SKLS 5-1 6"	11	Bxs	110.00	21.89
1891	TURKEY BREAST ROLL 26#BOX	4	Bxs	107.53	8.76
2050	CHICKEN BREAST 10# CW BX	12	Bxs	123.66	29.88
1894	SMK TURKY BRST LOG 26#CW	9	Bxs	213.63	19.71
6970	SMK 25%HAM ROUND 35#CW	4	Bxs	154.25	7.92
3261	KLEMENT FS COTTO 25# EW	3	Bxs	75.00	4.77
2393	GAR PEP BF C-OFF IN 13#BX	4	Bxs	54.66	11.96
8063	CKD BR SLDR PATY 1.5OZ10#	1	Bxs	10.00	0.00
2053	CHICKEN ROLL 5#PC-10#BOX	2	Bxs	20.00	4.38

Messages select * from table(custsales(4760, 20090409)) as t

41

Use SQL's Built-In Functions To "Do More"

Untitled - Run SQL Scripts - As400.klements.com(S107264f) *

File Edit View Run VisualExplain Monitor Options Connection Help

Examples Insert

```
select sum(weight),sum(cost) from  
table(custsales(4760, 20090409)) as t
```

You can use functions like SUM() or AVG() on your UDTF as well. No need to write logic

00001	00002
868.73	109.27

Other “Do More” Ideas



Only show orders over 500 lbs:

```
select item, desc, qty from table(CustSales( :CustNo, :Date )) as x
  where weight > 500.00
```

Loading data to be displayed in a table (subfile), and want user to be able to sort by clicking the column?

```
Select item, desc, qty from table(CustSales( :CustNo, :Date )) as y
  order by case
    when :ColNo = '1' then item
    when :ColNo = '2' then desc
    when :ColNo = '3' then qty
  end
```

Search the Product Description:

```
Select item, desc, qty from table(CustSales( :CustNo, :Date )) as z
  where desc like '%ITAL%'
```

43

Example: Calling UDTF from RPG



```
D C1          ds
D Itemno      10a
D desc        25a
D qty         9p 0
D Unit        3a
D weight      11p 2
D cost        9p 2
```

```
/free
  exec SQL declare C1 cursor for
    select itemno, desc, qty, unit, weight, cost
      from table(CustSales( :CustNo, :Date )) as c
    order by ItemNo;

  exec SQL open C1;
  exec SQL fetch next from C1 into :C1;
  dow sqlstt='00000';
```

... Do something with fetched data here...

```
    exec SQL fetch next from C1 into :C1;
  enddo;

  exec SQL close C1;
```

It's not different from any other
SELECT statement in
embedded SQL!

You can take advantage of stuff
like WHERE and ORDER BY to
filter the output...

44

Example: Calling UDTF from PHP



```
$conn = db2_connect( "", "", "" );

$sql = "select itemno, desc, qty, unit, weight, cost "
      . "from table(CustSales("
      . db2_escape_string($_GET['custno']) . ", "
      . db2_escape_string($_GET['date']) . ")) as c "
      . "order by ItemNo";

$stmt = db2_exec($conn, $sql);
while (($row = db2_fetch_assoc($stmt))) {
    echo '<tr>'
      . '<td>' . $row['ITEMNO'] . '</td>'
      . '<td>' . $row['DESC'] . '</td>'
      . '<td>' . $row['QTY'] . '</td>'
      . '<td>' . $row['UNIT'] . '</td>'
      . '<td>' . $row['WEIGHT'] . '</td>'
      . '<td>' . $row['COST'] . '</td>'
      . '</tr>';
}
```

45

More Information – UDFs



In System iNEWS magazine (ProVIP membership, or print copy):

March 2006, Sharon L. Hoffman, "Unleash the Power of SQL Functions"

<http://systeminetwork.com/article/unleash-power-sql-functions>

August 2007, Lynne Noll, "Calling RPG from SQL: External UDFs to Extend SQL"

<http://systeminetwork.com/article/calling-rpg-sql-external-udfs-extend-sql>

In System iNetwork Programming Tips newsletter (free):

July 29, 2004, Scott Klement, "SQL User Defined Functions in RPG"

<http://systeminetwork.com/node/60942>

46

More Information – UDTFs



In System iNEWS magazine (ProVIP membership, or print copy):

January, 2007, Kent Milligan & David Andruchuk, “UDTFs: the Unsung Function”
<http://systeminetwork.com/article/udtf-unsung-db2-function>

January, 2009, Jagannath Lenka, “Use a UDTF and SQL to Query XML Files”
<http://systeminetwork.com/article/use-udtf-and-sql-query-xml-files>

In System iNetwork Programming Tips newsletter (free):

February 8, 2007, Jean-Paul LaMontre,
“Build a New Interface to Legacy Applications with SQL UDTFs”
<http://systeminetwork.com/article/build-new-interface-legacy-applications-sql-udtf>

May 24, 2007, Scott Klement, “A UDTF For IFS Directories”
<http://systeminetwork.com/article/udtf-ifs-directories>
<http://systeminetwork.com/article/udtf-recursive-ifs-directories>

June 11, 2009, Scott Klement “UDTFs and Subfiles Make a Great Pair”
<http://systeminetwork.com/article/udtf-and-subfiles-make-great-pair>

47

This Presentation



You can download a PDF copy of this presentation from:

<http://www.scottklement.com/presentations/>

Thank you!

48