










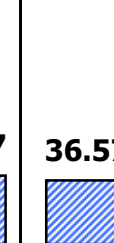











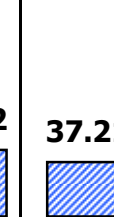


Marktentwicklung - Wert und Menge Weiße Palette

E:\2009.06.29 RollIAMA 2009 I\0_Charts\Mopro\[1_Weisse_Palette.xls]MEWMTRi

LEH mit Hofer/Lidl					LEH ohne Hofer/Lidl					Hofer / Lidl			
T.2006.1	T.2007.1	T.2008.1	T.2009.1		T.2006.1	T.2007.1	T.2008.1	T.2009.1		T.2006.1	T.2007.1	T.2008.1	T.2009.1
137.950	139.915	139.412	135.276	Menge (t)	104.627	102.055	100.116	98.705		33.323	37.859	39.297	36.571
													
-4,3	1,4	-0,4	-3,0	%-Ver. MENGE VJP	-4,7	-2,5	-1,9	-1,4		-3,0	13,6	3,8	-6,9
145.175	155.777	176.699	153.166	Wert (1.000 EURO)	114.588	118.359	131.187	115.953		30.587	37.419	45.512	37.214
													
-3,9	7,3	13,4	-13,3	%-Ver. WERT VJP	-4,1	3,3	10,8	-11,6		-3,3	22,3	21,6	-18,2
1,05	1,11	1,27	1,13	Preis / kg	1,10	1,16	1,31	1,17		0,92	0,99	1,16	1,02